



British Muslim and general public attitudes polling

Henry Jackson Society

March 2024

**J.L.
PARTNERS.**

**RESEARCH.
INSIGHT.
STRATEGY.**



Methodology and summary of findings

Methodology: polling

J.L. Partners polled two audiences in conjunction with Number Cruncher: a nationally representative sample of British Muslims and a nationally representative sample of the general public.

- Fieldwork dates of 14th February – 12th March 2024 for British Muslims, 4th – 6th March 2024 for General Public
- Sample of 1,000 for British Muslims, 2,013 for General Public
- Quotas were added to ensure representative data for each sample:
 - Age, gender, education, ethnic group, country of birth and region for the British Muslim Sample
 - Age, gender, ethnicity, region, and 2019 vote for General Public Sample
- Each sample was weighted back to its own representative population using ONS data:
 - Using age, gender, education, ethnic group, country of birth and region for the British Muslim Sample
 - Using age, gender, ethnicity, region, and 2019 vote for General Public Sample
- Sample collected using online panel
- 10-minute duration
- Margin of error: 3.1% for Muslims, 2.2%

Methodology: quota design for British Muslims poll

Demographic	Male	Female	18-34	35-49	50-64	65+
Unweighted	408	590	417	376	178	29
Weighted	500	495	408	365	189	38

Demographic	Graduate	Non-graduate	UK Born	Foreign Born	White	BAME
Unweighted	544	456	591	409	121	871
Weighted	340	660	334	666	63	918

Key stats: political behaviour

- British Muslims think it is more acceptable than not to **protest outside an MP's office** if they disagreed with them on Israel/Palestine, and that an **MP should be removed**
 - 44% find removal of an MP on other side of the Israel/Palestine argument to them acceptable, with only 18% finding it unacceptable
- Broadly Muslims do not find it acceptable to **protest outside an MP's home**
 - o 18-34s are an exception
- Almost half of British Muslims say **Jews have too much power over UK government policy**. This rises to 53% amongst male Muslims
 - o This is similar for **US foreign policy**
 - o Four in ten say this is the case for the **UK financial system**
 - o Four in ten say this is the case for the **UK media industry**
- One in four British Muslims name the **Israel/Palestine conflict** as their most important election issue compared to just 3% of the public
 - o But the **cost of living** is most important overall to British Muslims (40%)

Key stats: Israel/Palestine

- Only one in four British Muslims believe **Hamas committed murder and rape in Israel on October 7th**
- Only one in four British Muslims believe **Israel has a right to exist as a Jewish homeland**
- Almost half of British Muslims feel more sympathy with **Hamas than Israel**
 - o 53% of 18-34 year old Muslims; they are the most likely to sympathise with Hamas
- Muslims are more likely to have a positive than a negative view of **Hamas**; only 24% have a negative view of Hamas
- More than half of British Muslims believe **the BBC is biased towards Israel**
- While the wider public are more likely to believe **Hamas wanted to kill Jews on October 7th** (40% to 26%) more than half of British Muslims say it was to **forward the Palestinian cause** (52% to 11%)

Key stats: Future of society

- 63% of British Muslims want rooms for **public prayer in non-religious places (such as non-faith schools and hospitals)**
- 65% want to **make Eid-al-Fitr a public holiday** (compared to just 21% of the public)
- 57% want **compulsory use of Halal food in all schools and hospitals**
- 52% want to **make it illegal to show a picture of the Prophet Mohammed** (compared to just 16% of the public)
- Only 16% say it would be undesirable to have a **Muslim political party** (compared to 53% of the public)
- Only 23% say it would be undesirable to have **Islam declared national religion** (compared to 61% of the public)
- Only 23% say it would be undesirable to have **Sharia Law** (compared to 60% of the public)

Key stats: Future of society

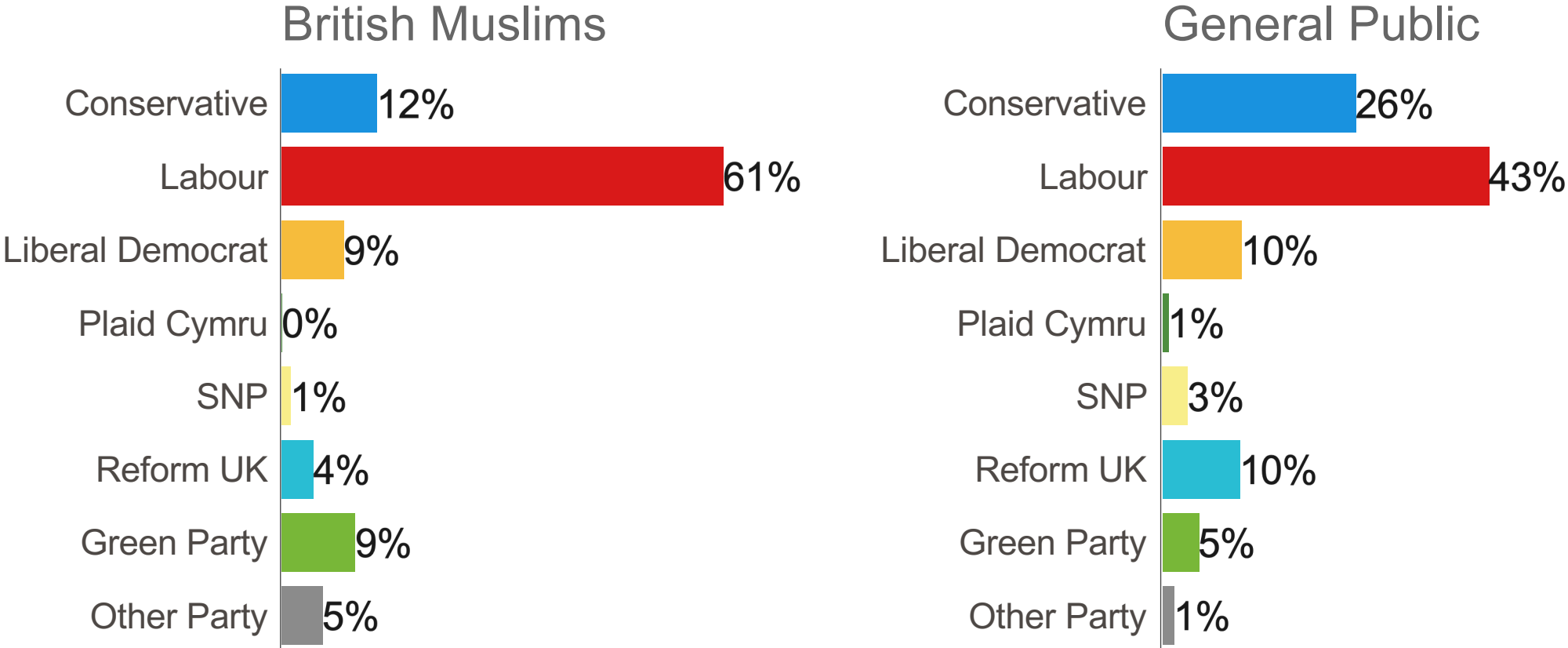
- Only 17% think it is undesirable that **women take a more traditional role in society**
- Only 27% say it would be undesirable to **outlaw gay marriage** (compared to 60% of the wider public)
- Only 28% say it would be undesirable to **outlaw homosexuality in the UK** (compared to 62% of the public as a whole)
- Only 26% say it would be undesirable to **outlaw abortion**, compared to 63% of the public as a whole
- Only 35% say it would be undesirable to **legalise polygamy**, compared to 70% of the public

Political behaviour



Six in ten British Muslims say they would vote Labour compared to 43% of the general public

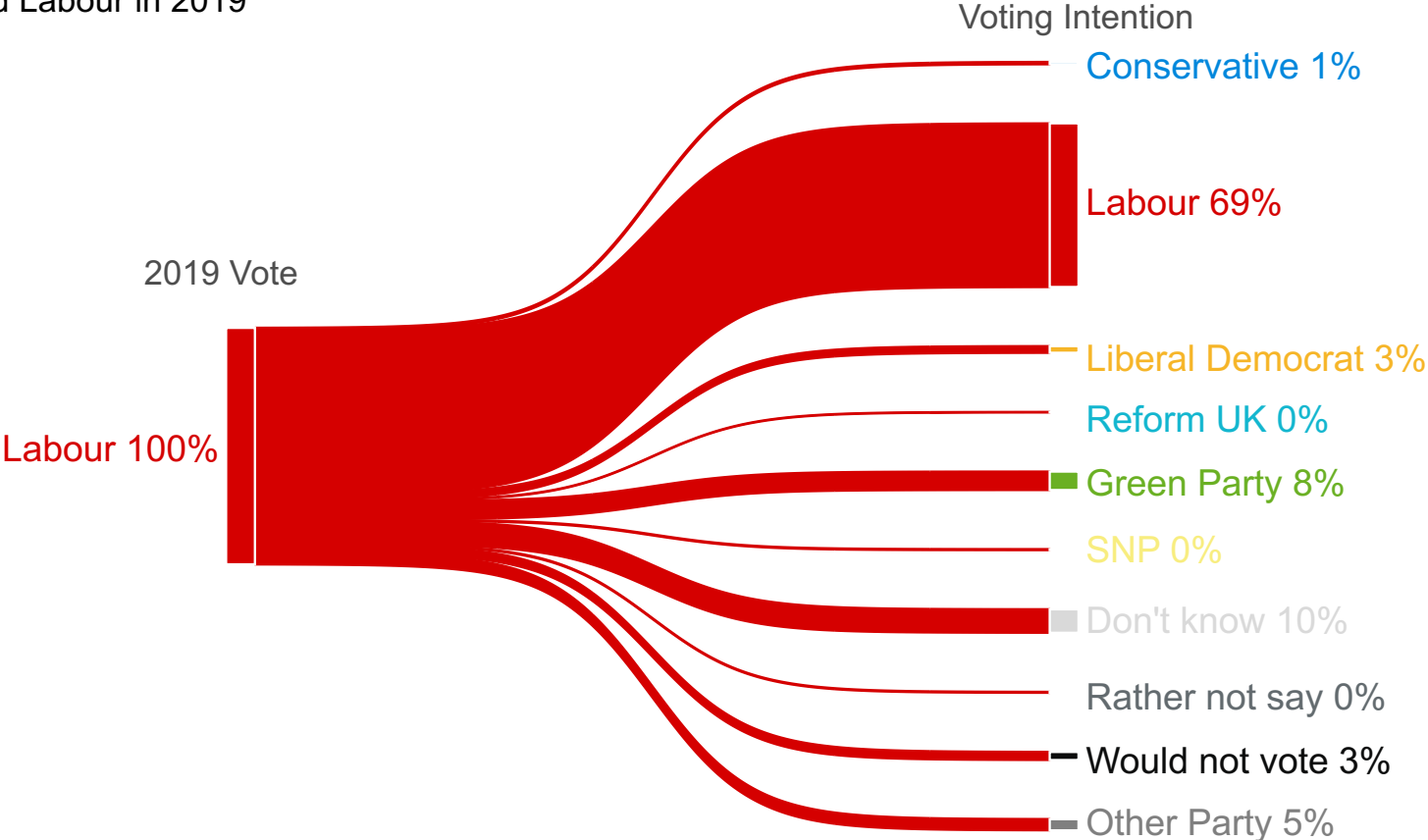
Which party would you vote for if there was a General Election tomorrow?



Labour is retaining seven in ten of its vote amongst British Muslims compared to 2019

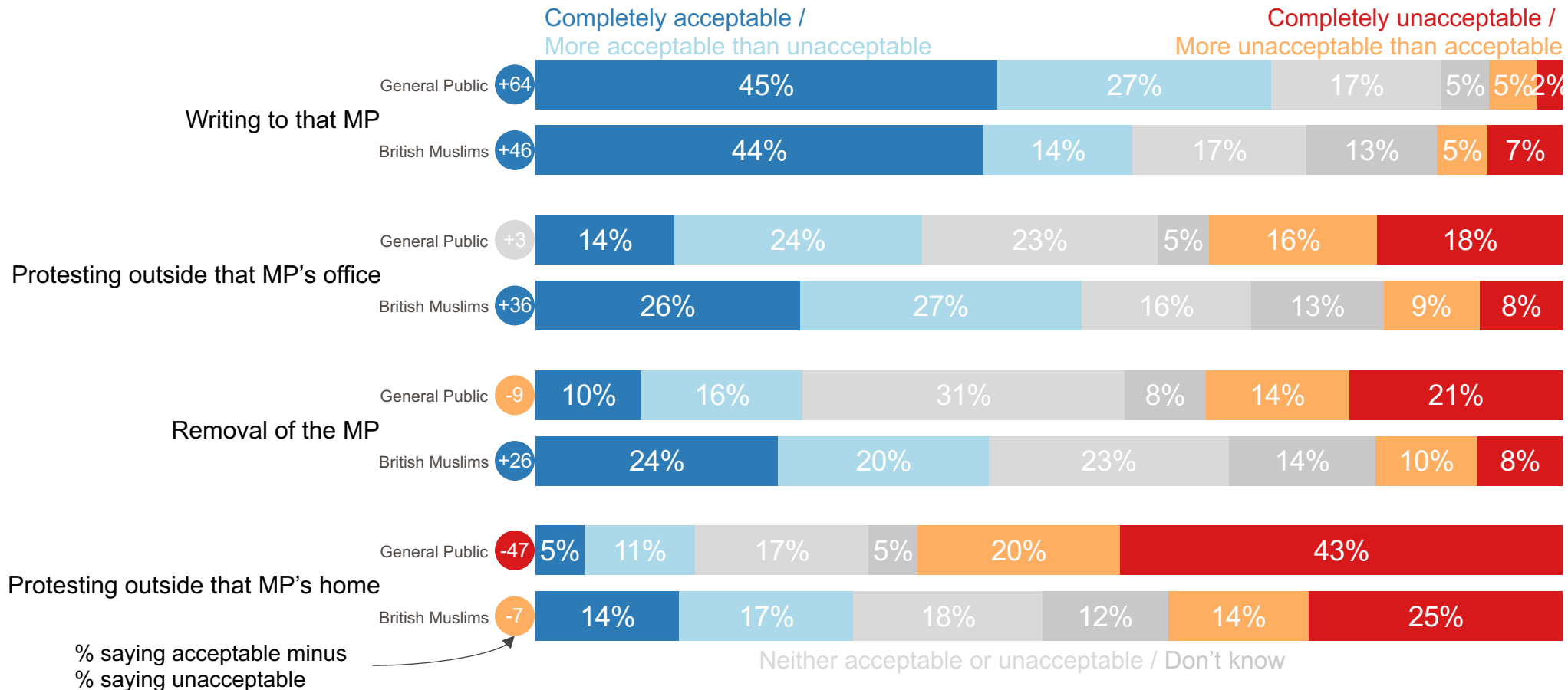
Which party would you vote for if there was a General Election tomorrow?

British Muslims who voted Labour in 2019



British Muslims are more likely to find actions against an MP on the other side of the argument on Israel/Palestine acceptable compared to the wider public

Imagine your MP were to have a totally different stance to you regarding the Israel/Palestine conflict. Which of the following are acceptable or unacceptable in the circumstances?

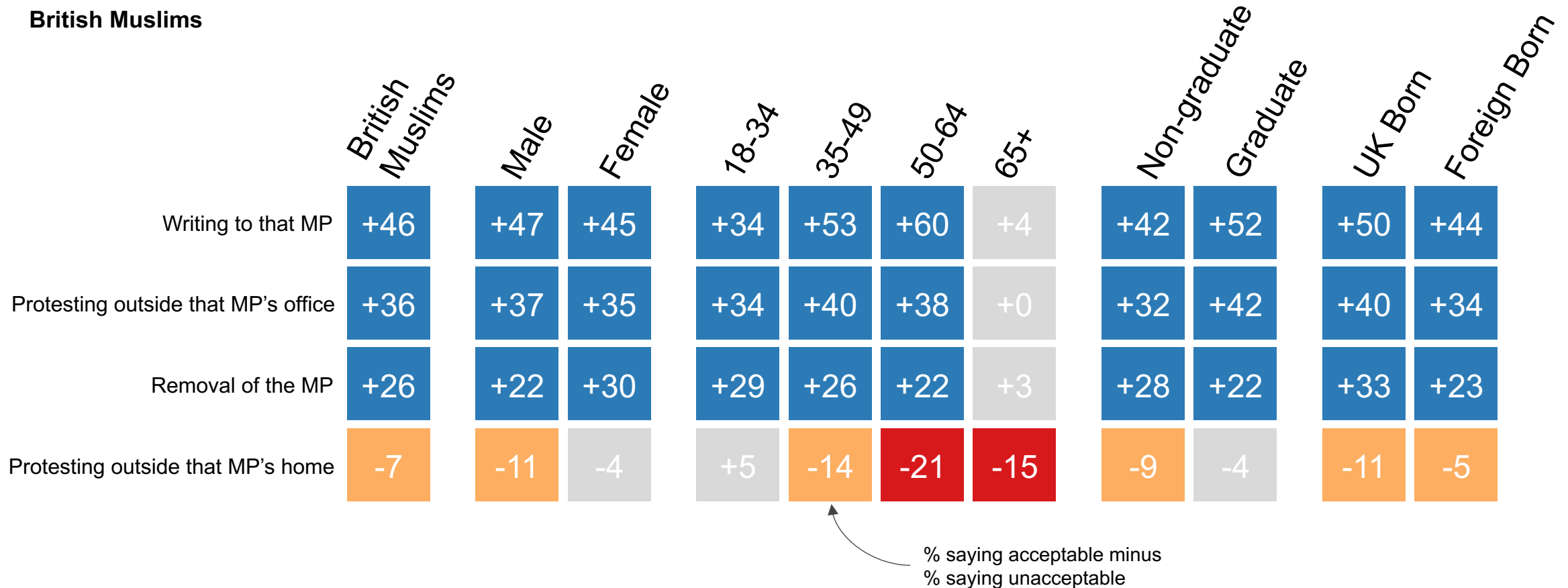


Q11. Imagine your MP were to have a totally different stance to you regarding the Israel/Palestine conflict. Which of the following are acceptable or unacceptable in the circumstances?

18-34 year old Muslims think it is more acceptable than not to protest outside an MP's home if they differed on Israel/Palestine

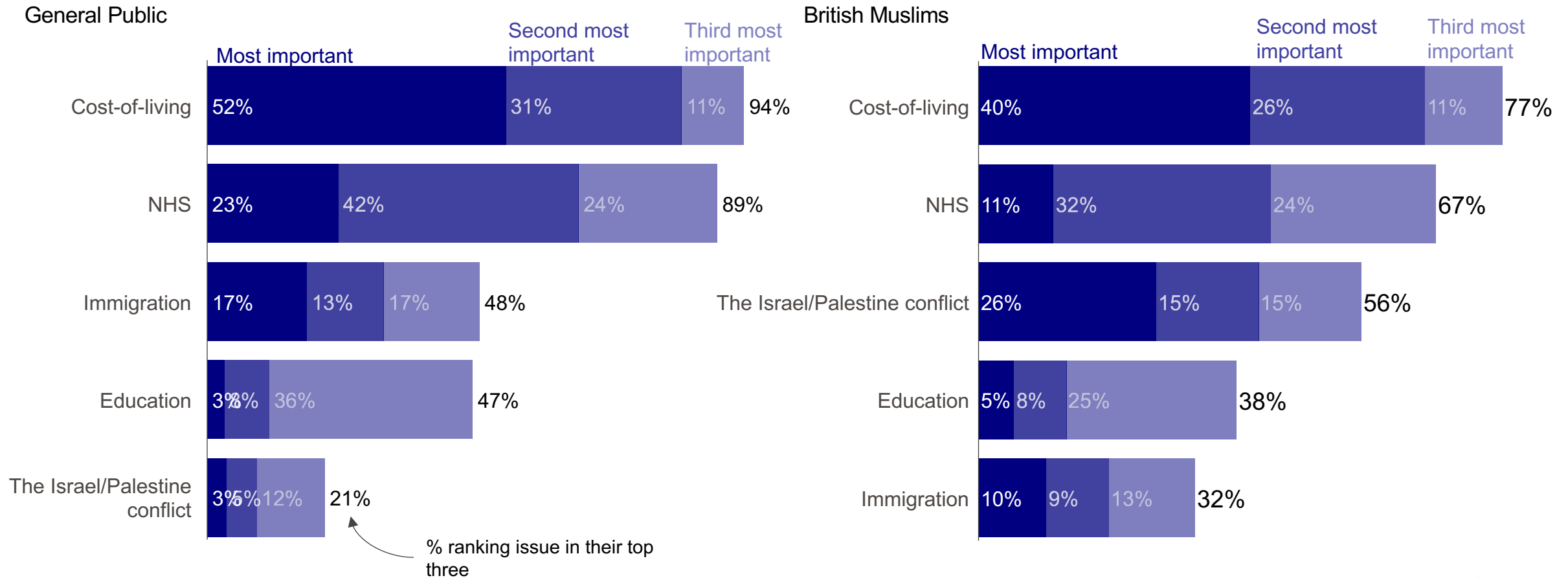
Imagine your MP were to have a totally different stance to you regarding the Israel/Palestine conflict. Which of the following are acceptable or unacceptable in the circumstances?

British Muslims



One in four British Muslims name the Israel/Palestine conflict as their most important election issue compared to just 3% of the public

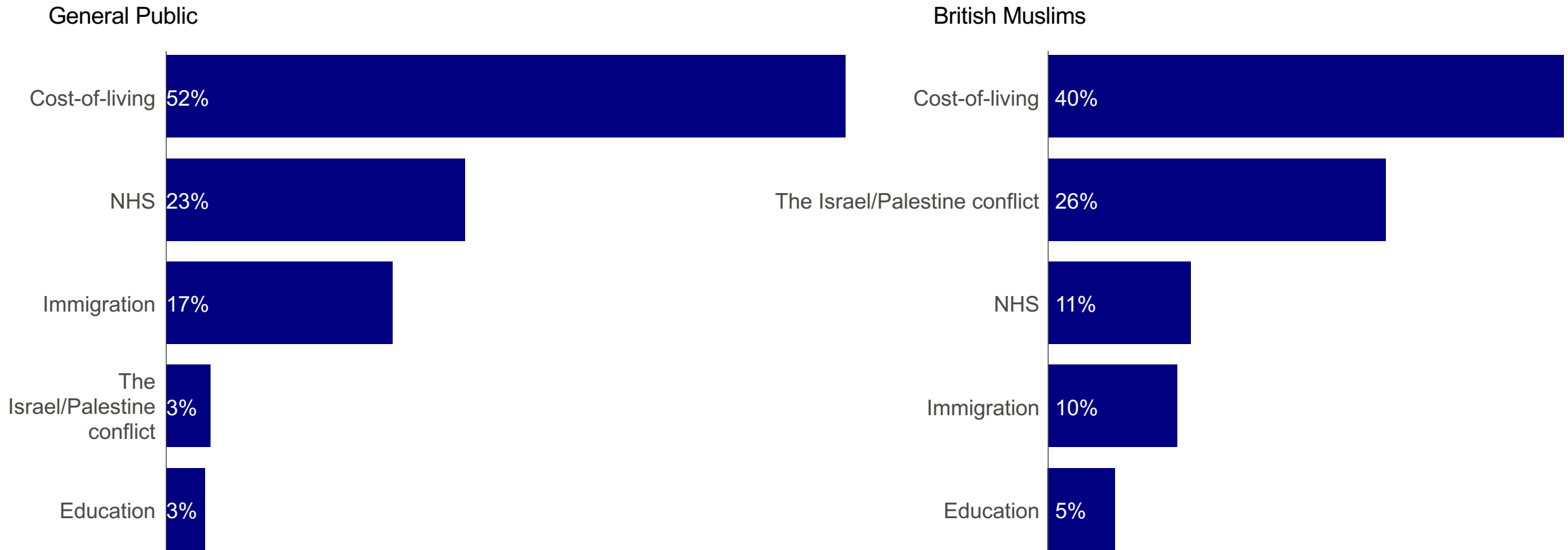
Of the following options, what is most important to you at the next election? Rank your answers from 1 to 5, 1 being most important and 5 being least



One in four British Muslims name the Israel/Palestine conflict as their most important election issue compared to just 3% of the public

Of the following options, what is most important to you at the next election? Rank your answers from 1 to 5, 1 being most important and 5 being least.

Most important issue

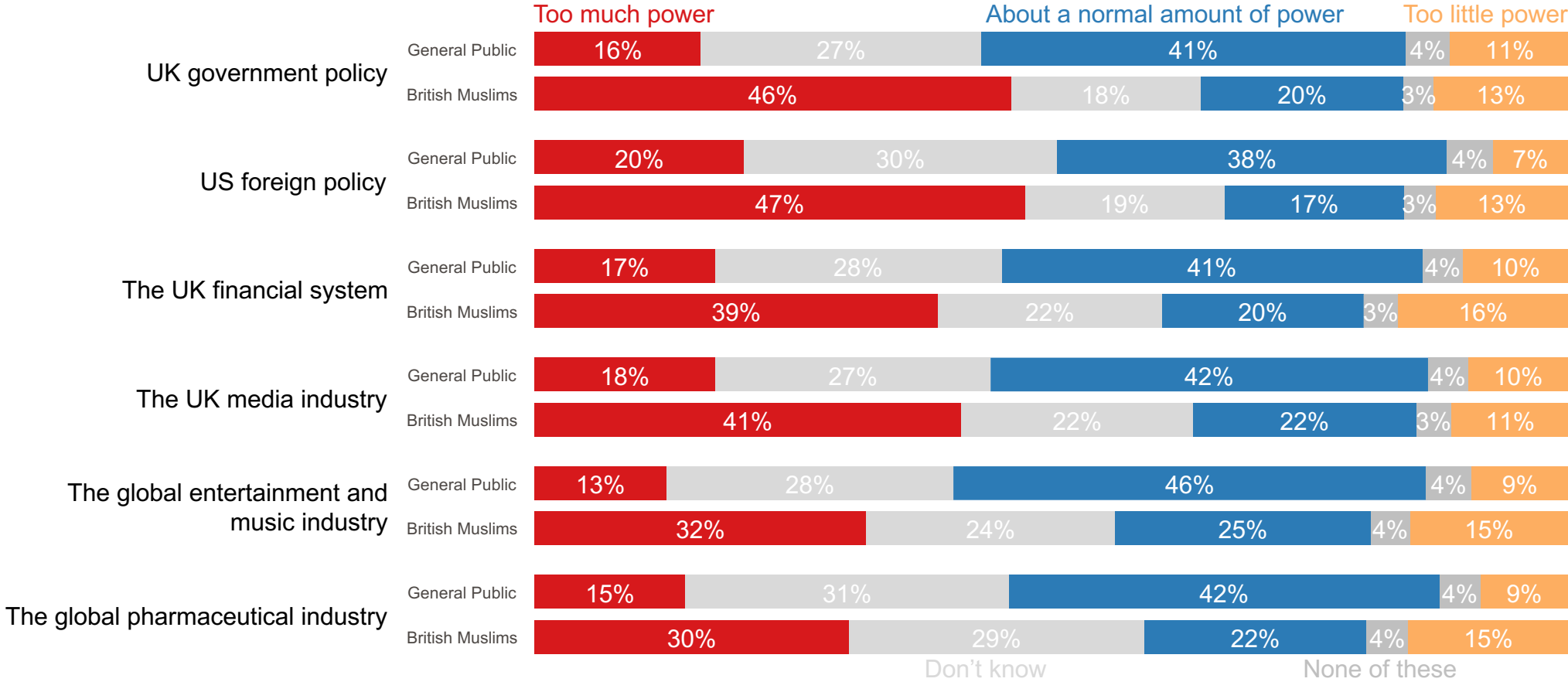


Antisemitism



Almost half of British Muslims say Jews have too much power over UK government policy

For each of the following, please say whether you think Jewish people have too much power, too little power, or about a normal amount of power.

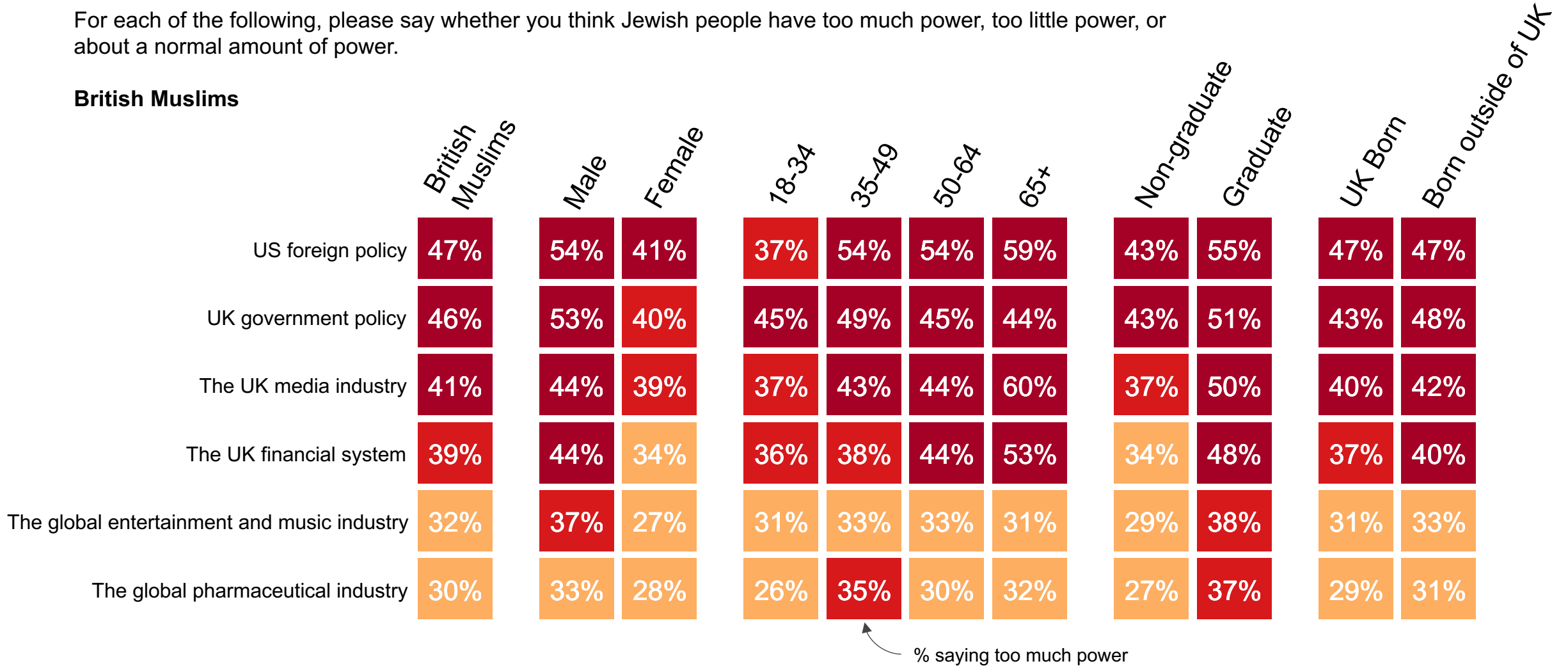


Q12. For each of the following, please say whether you think Jewish people have too much power, too little power, or about a normal amount of power.

Male Muslims and older Muslims are more likely to think Jews have too much power

For each of the following, please say whether you think Jewish people have too much power, too little power, or about a normal amount of power.

British Muslims

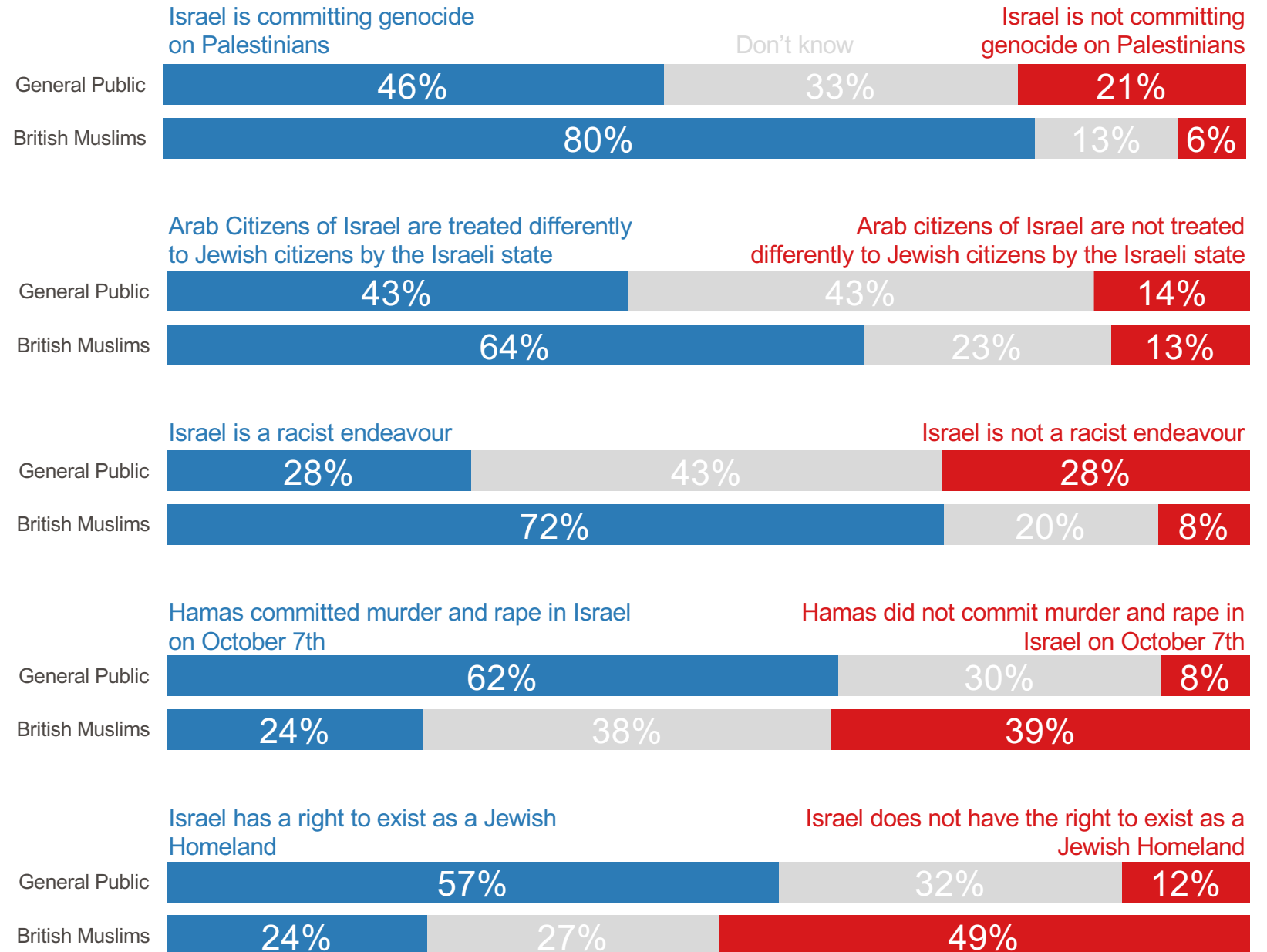


Israel/Palestine conflict



Only one in four British Muslims believe Hamas committed murder and rape in Israel on October 7th

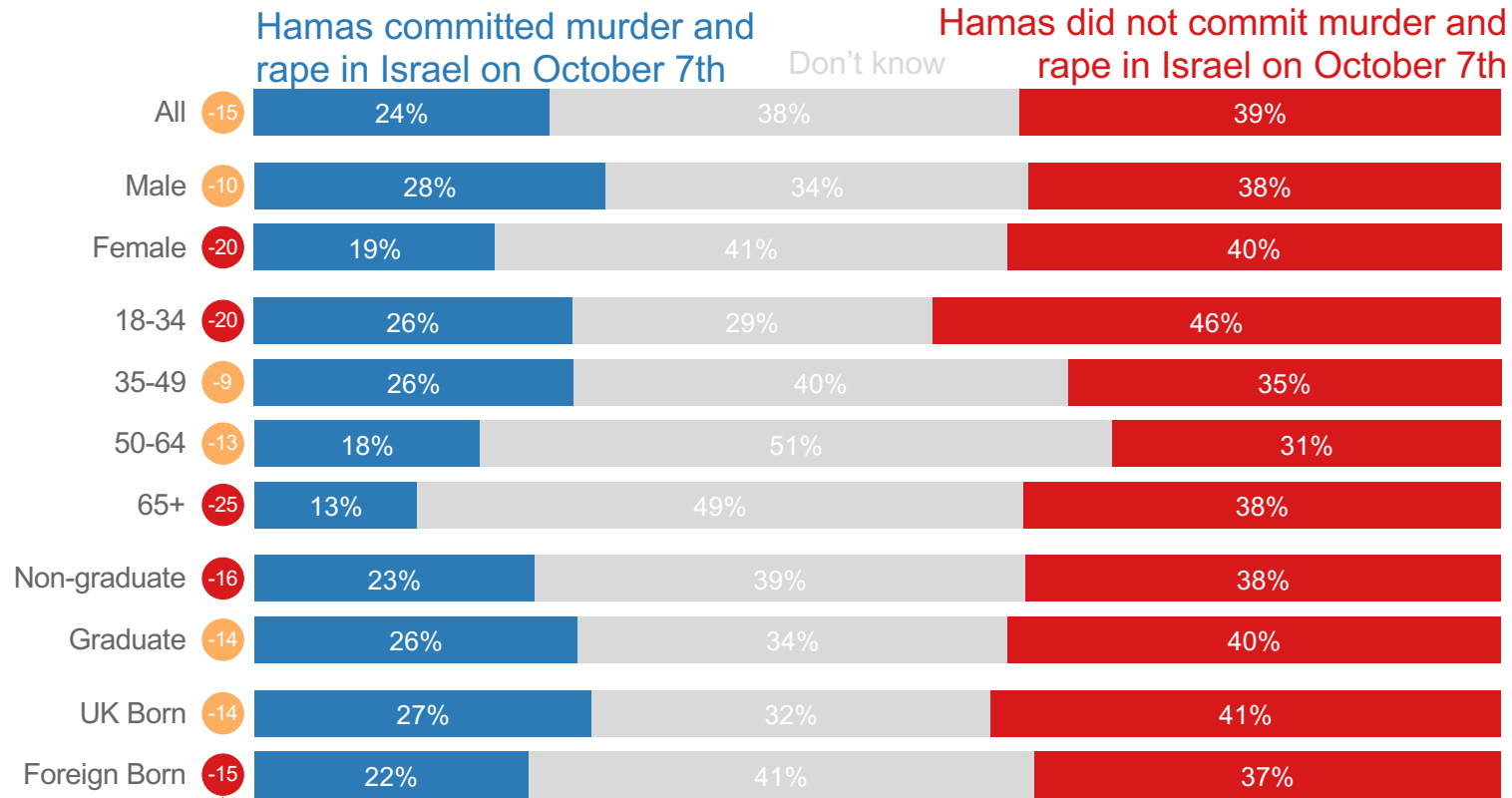
For each of the following pairs of statements, choose which statement comes closest to your view.



18-34 year old Muslims are the most likely to think that Hamas did not commit atrocities on October 7th

For each of the following pairs of statements, choose which statement comes closest to your view.

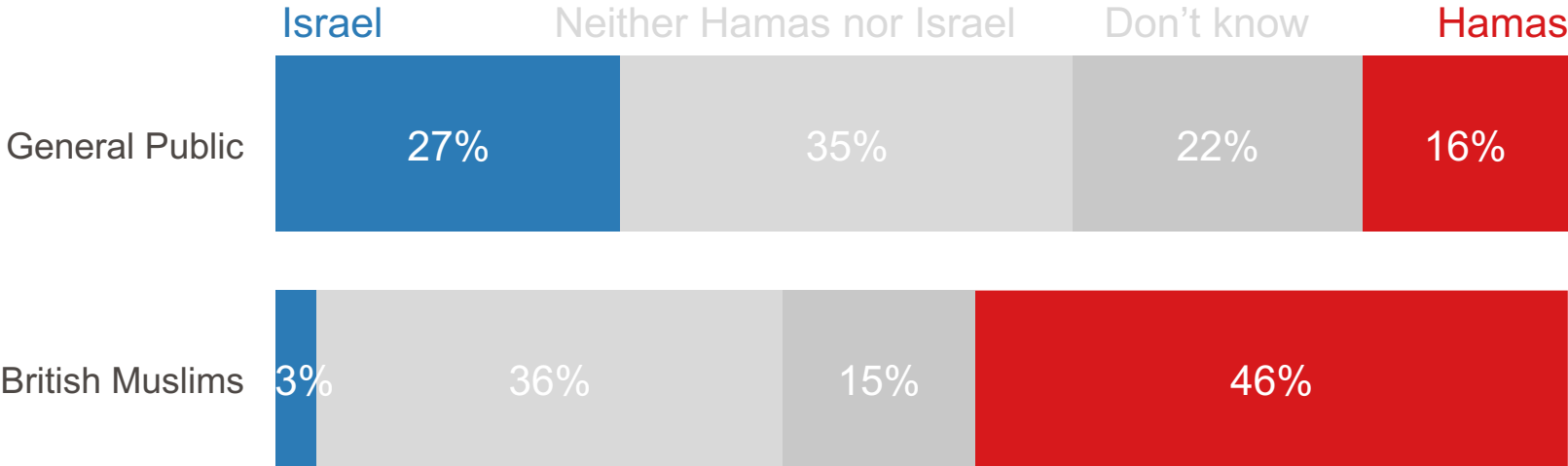
British Muslims



% saying Hamas did commit murder and rape minus % saying Hamas did not commit murder and rape

Almost half of British Muslims feel more sympathy with Hamas than Israel

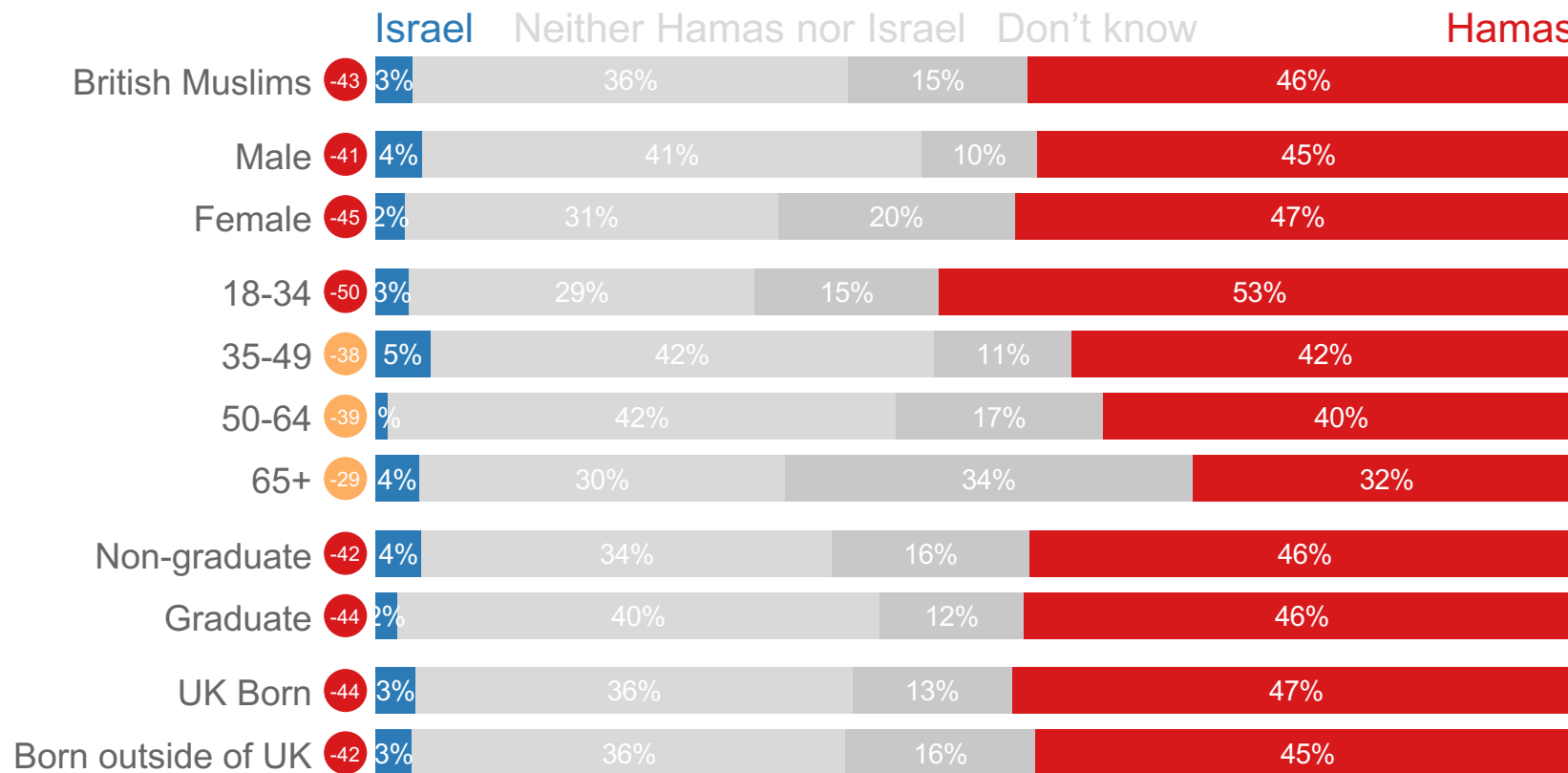
Of the following two entities, which do you feel more sympathy with?



18-34 year old Muslims are the most likely to sympathise with Hamas

Of the following two entities, which do you feel more sympathy with?

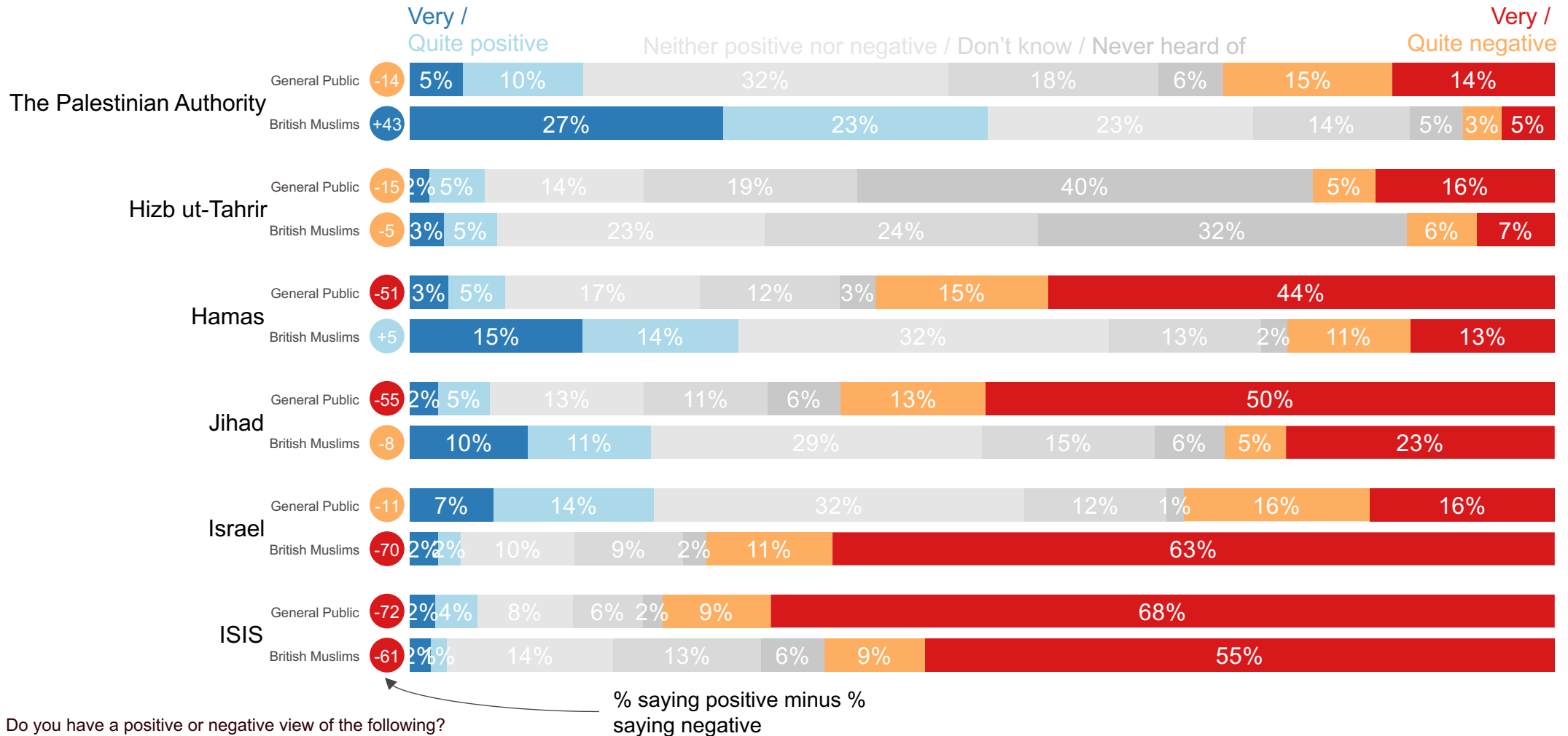
British Muslims



% saying Israel minus % saying Hamas

Only 24% of British Muslims have a negative view of Hamas, but British Muslims heavily condemn ISIS

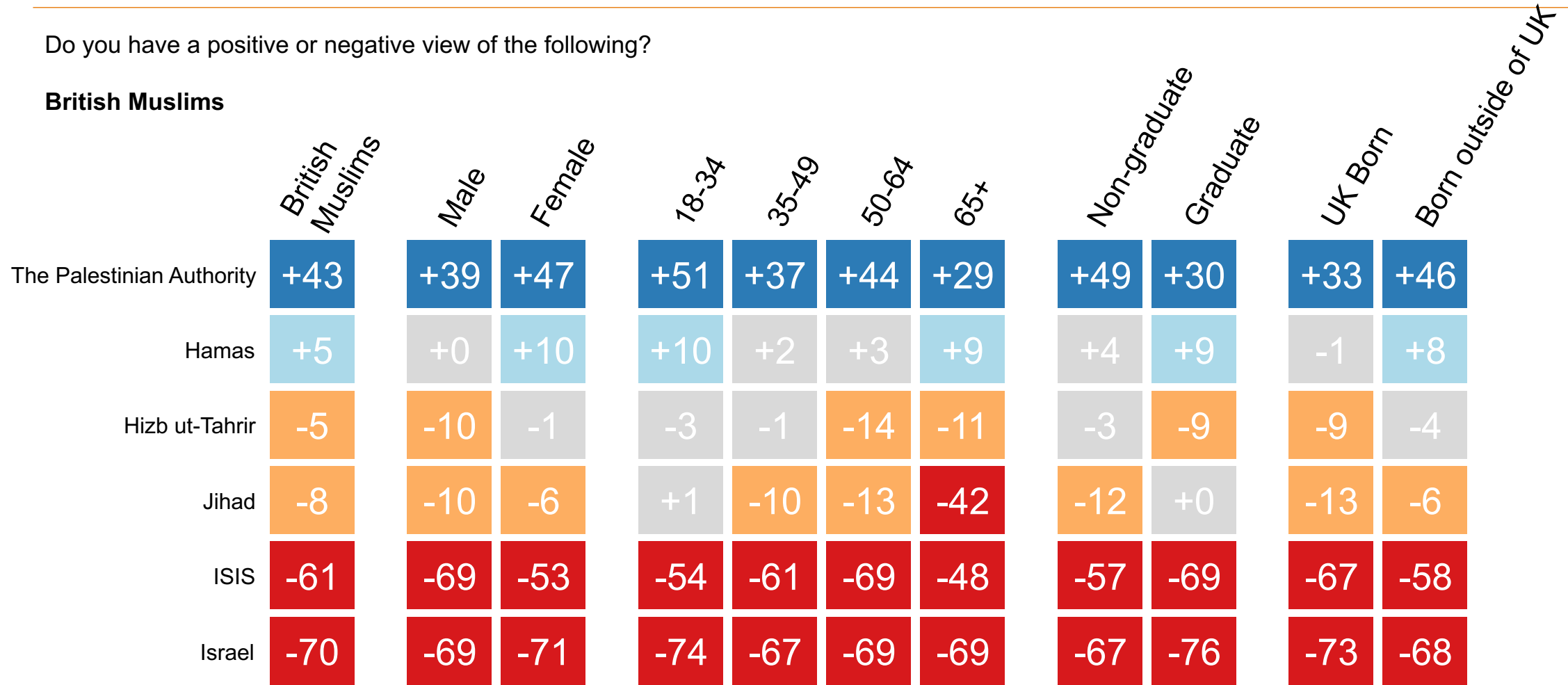
Do you have a positive or negative view of the following?



Female Muslims and younger Muslims are most likely to have a positive view of Hamas

Do you have a positive or negative view of the following?

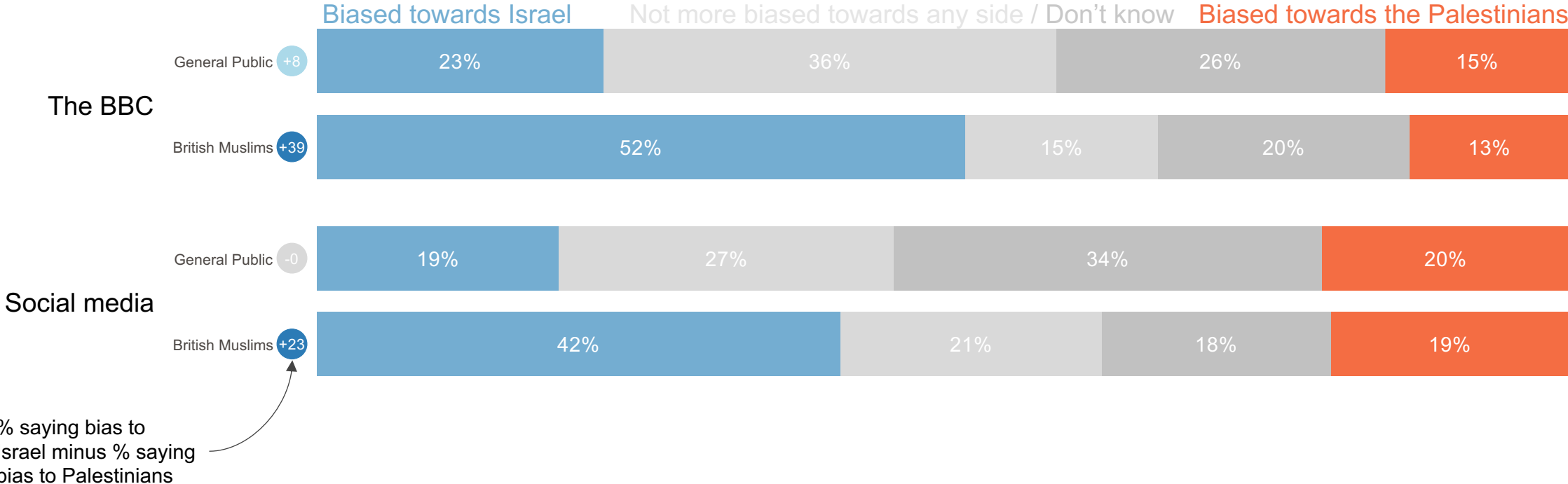
British Muslims



% saying positive minus % saying negative

More than half of British Muslims believe the BBC is biased towards Israel

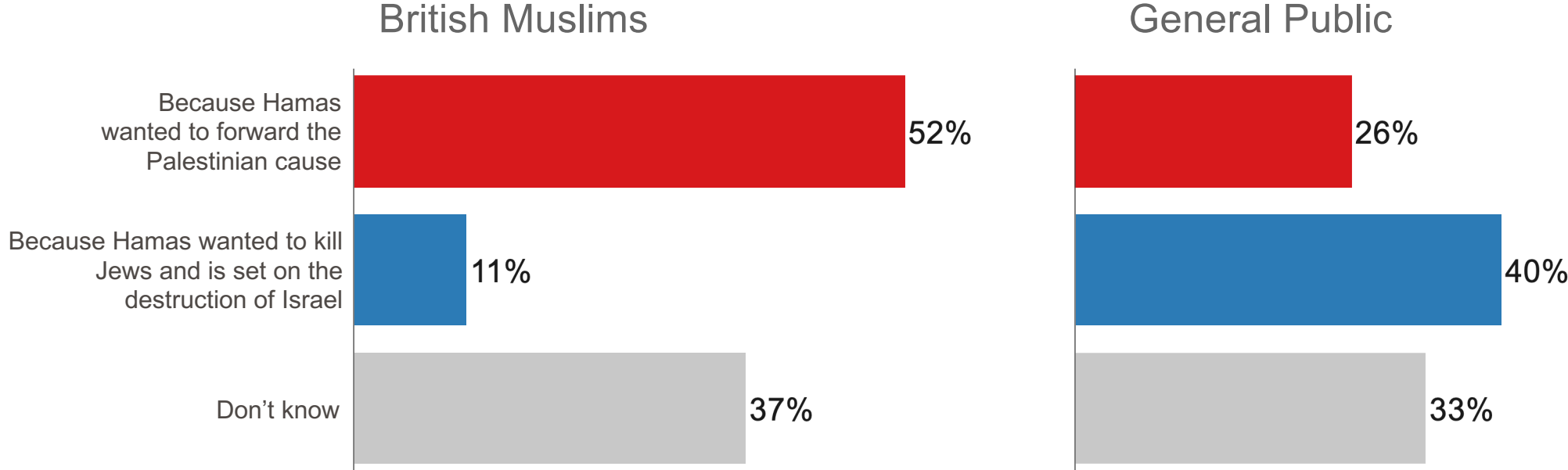
Which side of the Israel Palestine conflict do you think the following forms of media tend to be more biased towards, if any?



Q17. Which side of the Israel Palestine conflict do you think the following forms of media tend to be more biased towards, if any?

While the wider public are more likely to believe Hamas wanted to kill Jews on October 7th, more than half of British Muslims say it was to forward the Palestinian cause

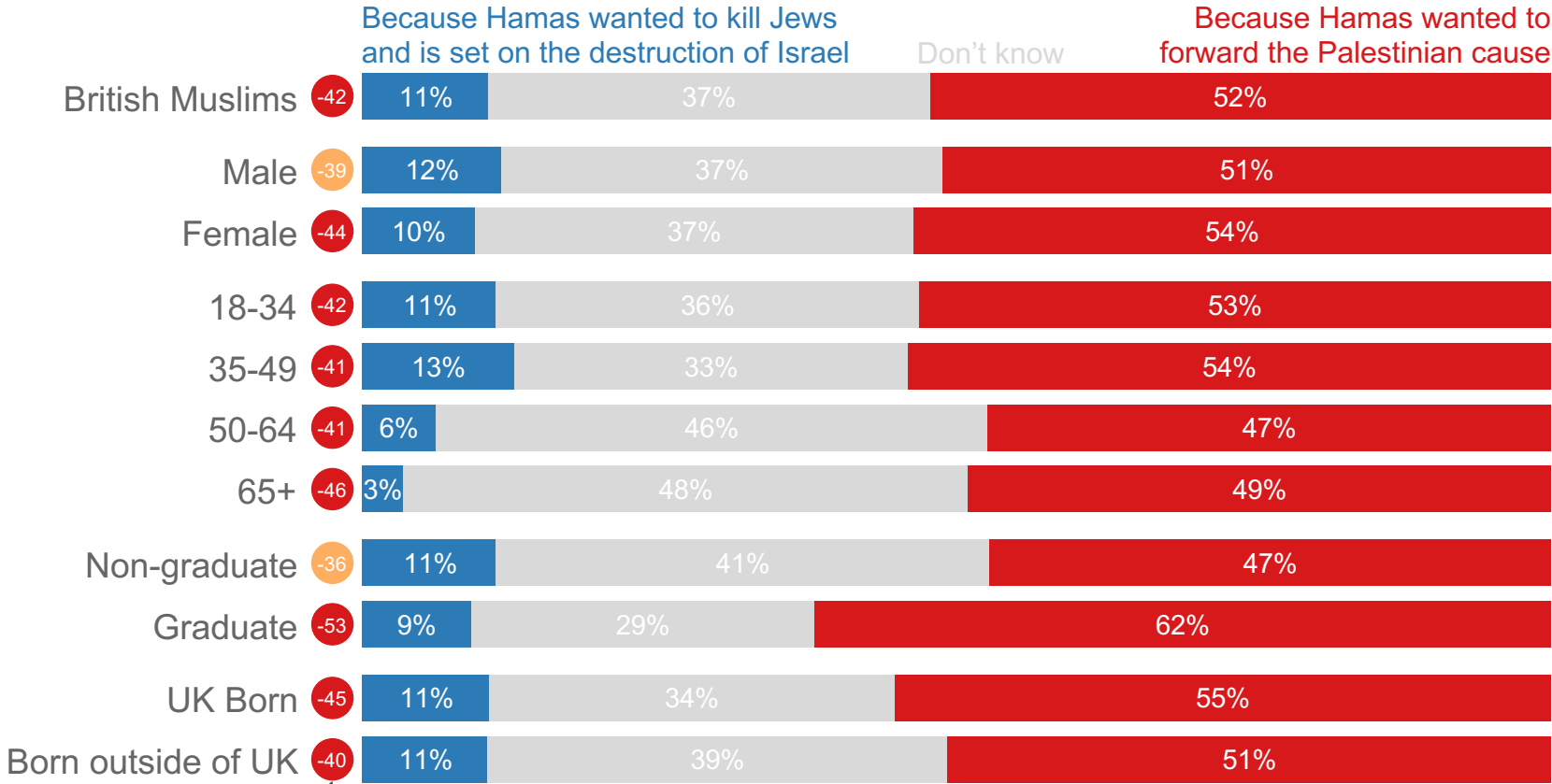
Which of the following statements comes closest to your view in explaining why Hamas attacked Israel on October 7th?



The most educated and younger Muslims are more likely to say it was because Hamas wanted to forward the Palestinian cause

Which of the following statements comes closest to your view in explaining why Hamas attacked Israel on October 7th?

British Muslims



% saying set on the destruction of Israel
% saying forward the Palestinian cause

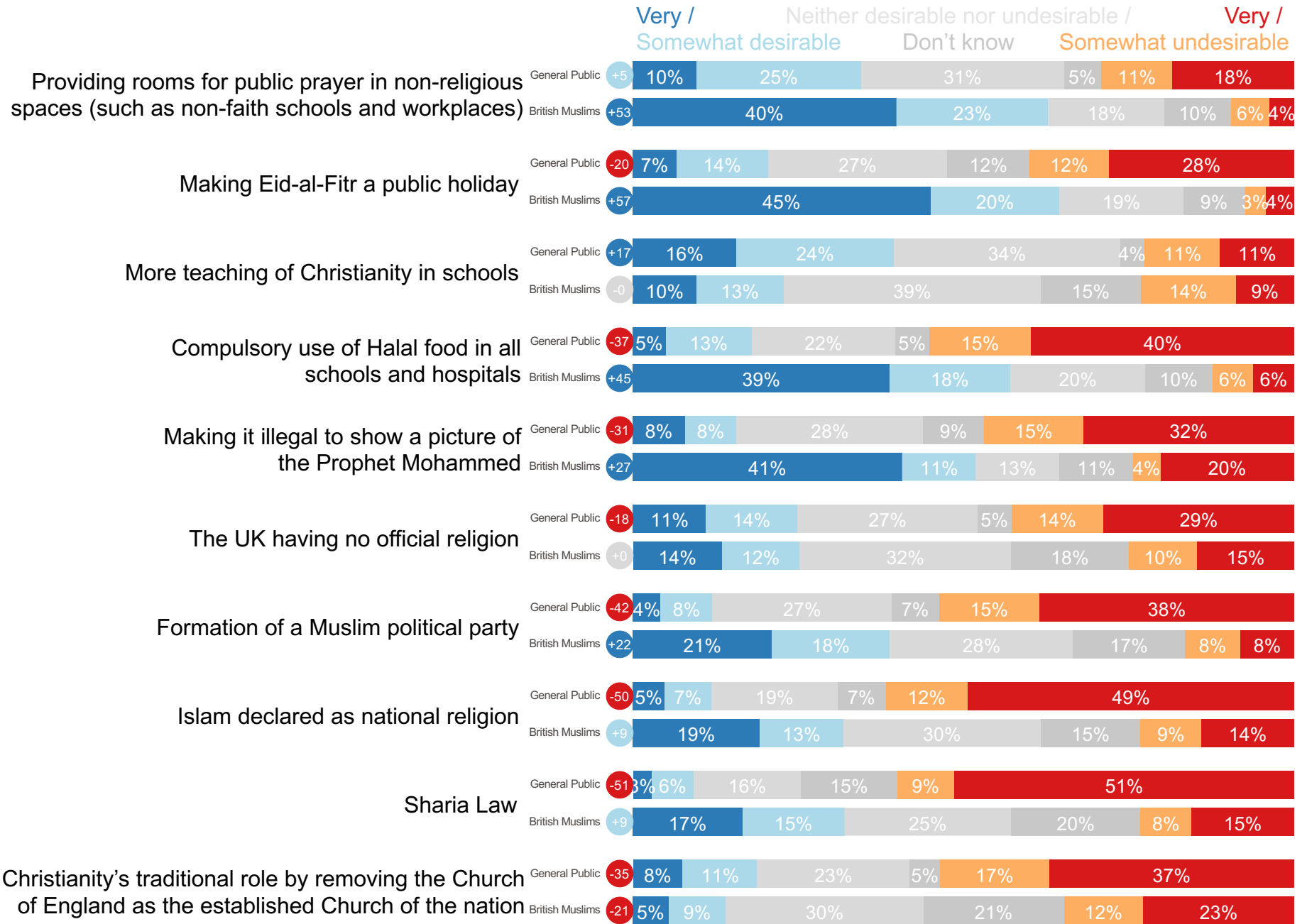
Q18. Which of the following statements comes closest to your view in explaining why Hamas attacked Israel on October 7th?

British society



More than half of British Muslims want to make it illegal to show a picture of the Prophet Mohammed compared to just 16% of the wider public

Do you feel that the implementation of the following in the UK in the next 20 years would be desirable or undesirable?

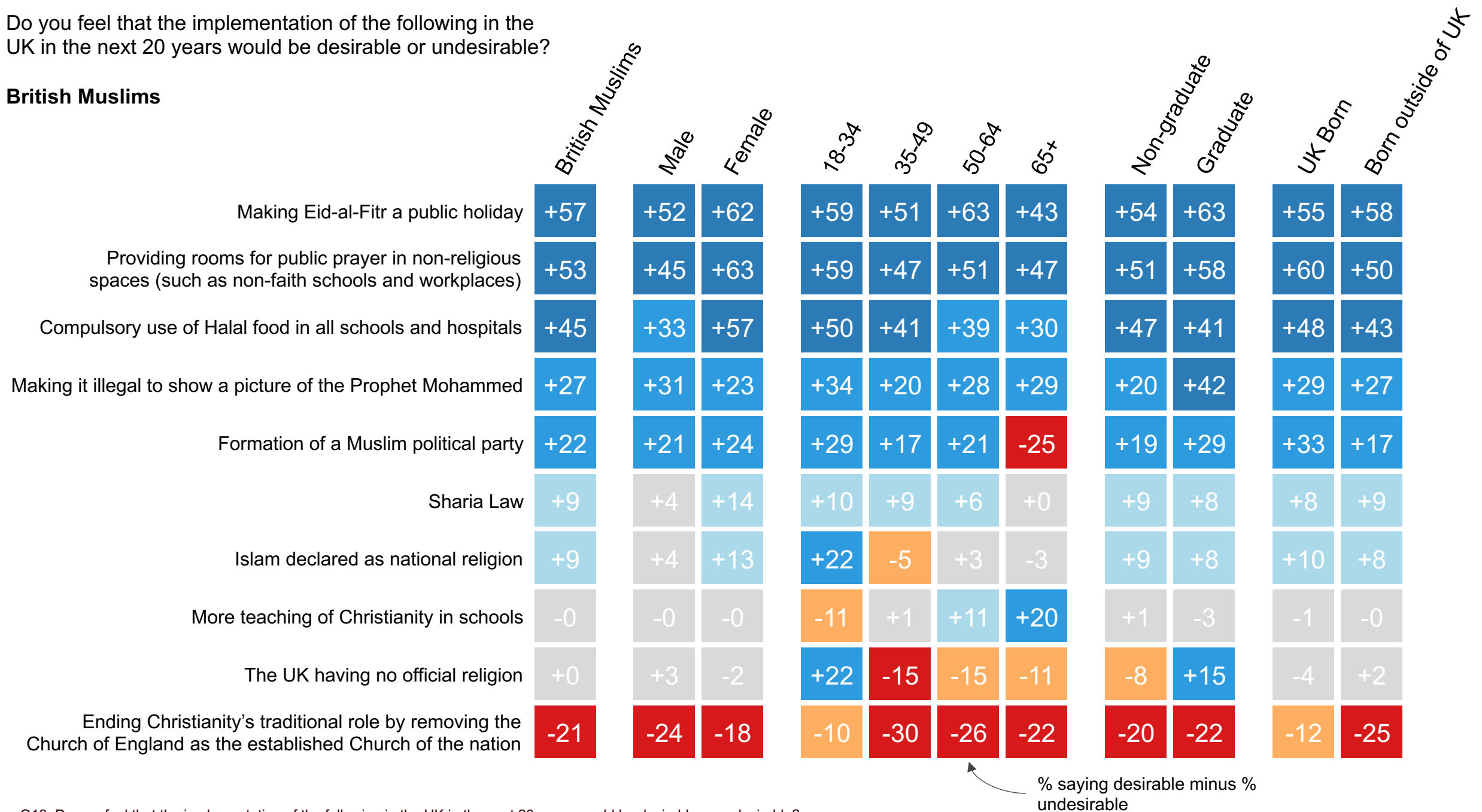


Q19. Do you feel that the implementation of the following in the UK in the next 20 years would be desirable or undesirable?

% saying desirable minus % undesirable

Do you feel that the implementation of the following in the UK in the next 20 years would be desirable or undesirable?

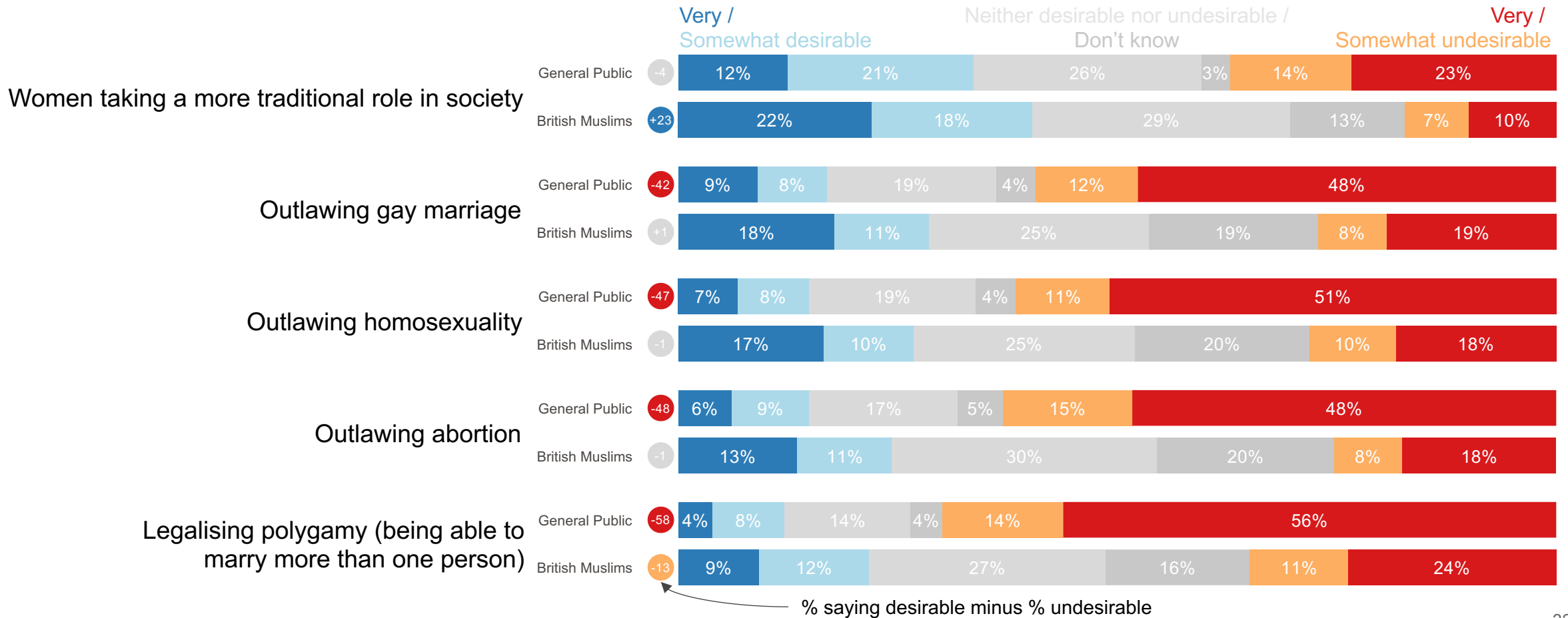
British Muslims



Q19. Do you feel that the implementation of the following in the UK in the next 20 years would be desirable or undesirable?

Only 28% say it would be undesirable to outlaw homosexuality in the UK (compared to 62% of the public as a whole)

Do you feel that the implementation of the following in the UK in the next 20 years would be desirable or undesirable?



Male British Muslims are more eager to see gay marriage outlawed than women

Do you feel that the implementation of the following in the UK in the next 20 years would be desirable or undesirable?

British Muslims

	British Muslims	Male	Female	18-34	35-49	50-64	65+	Non-graduate	Graduate	UK Born	Born outside of UK
Women taking a more traditional role in society	+23	+23	+24	+22	+21	+23	+31	+20	+29	+24	+23
Outlawing gay marriage	+1	+10	-7	-0	+1	+2	+13	+2	+1	+2	+1
Outlawing homosexuality	-1	+0	-3	-8	+5	-1	+10	-2	+0	+5	-5
Outlawing abortion	-1	+7	-9	+7	-8	-5	+3	-2	+1	+2	-2
Legalising polygamy (being able to marry more than one person)	-13	-1	-26	-9	-23	-2	-19	-13	-15	-10	-15

% saying desirable minus % undesirable

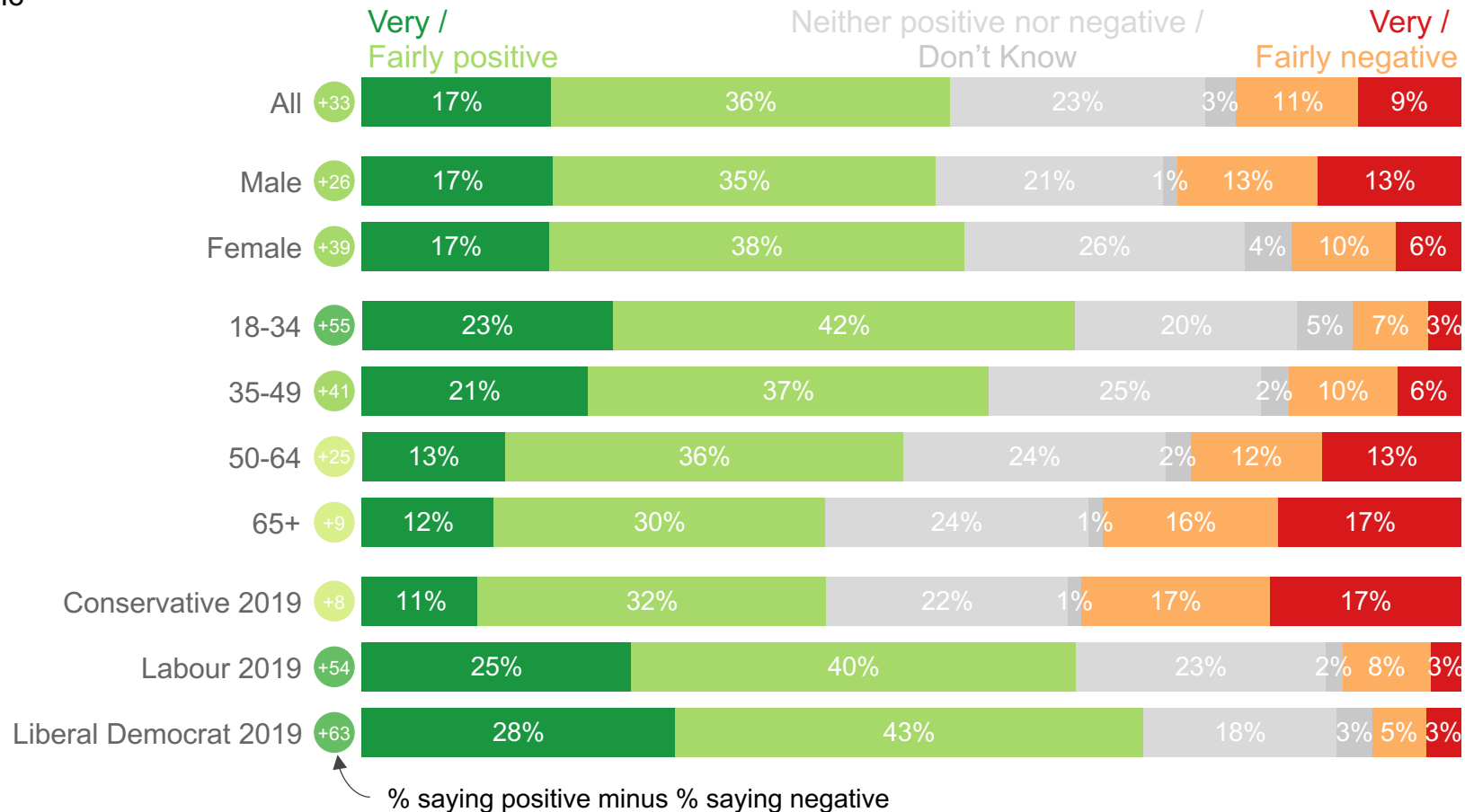
Wider public questions



People tend to think the impact of cultural diversity has been positive

What best describes your view on the impact of cultural diversity in Britain?

General Public



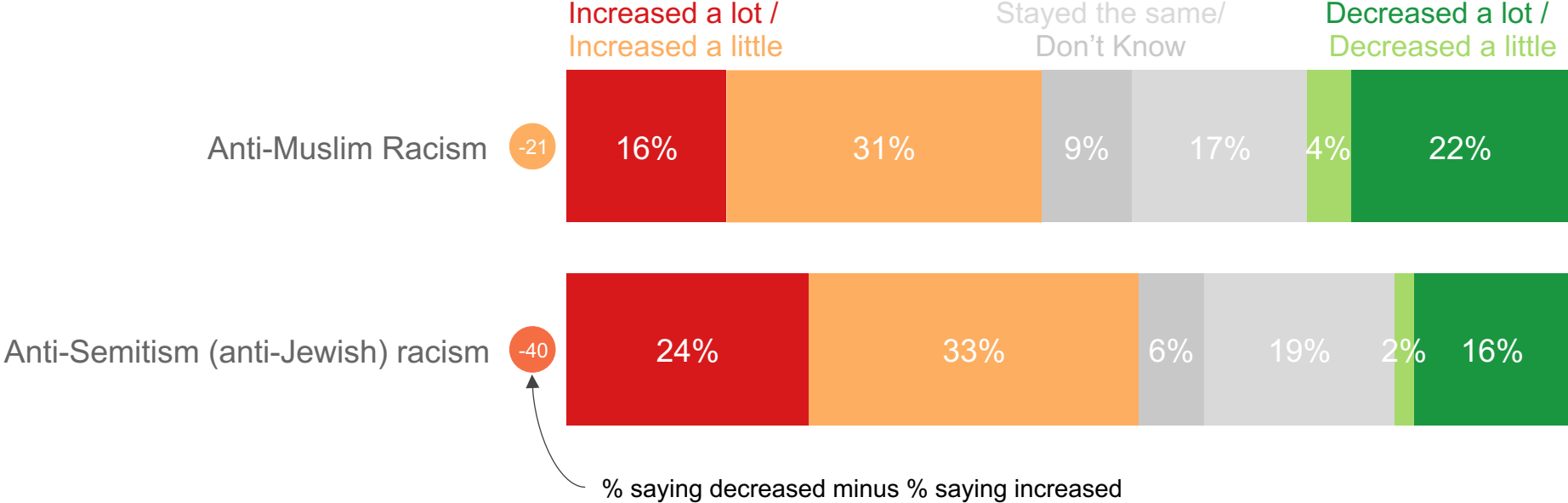
Q2. What best describes your view on the impact of cultural diversity in Britain?

Cultural diversity: the presence of various cultural groups living together in Britain, including different nationalities, religions, and worldviews.

People are more likely to feel antisemitism has increased compared to anti-Muslim racism

Do you feel that [anti-Muslim racism / anti-Semitism (anti-Jewish) racism] has increased, decreased, or stayed the same in the UK since October 7th?

General Public



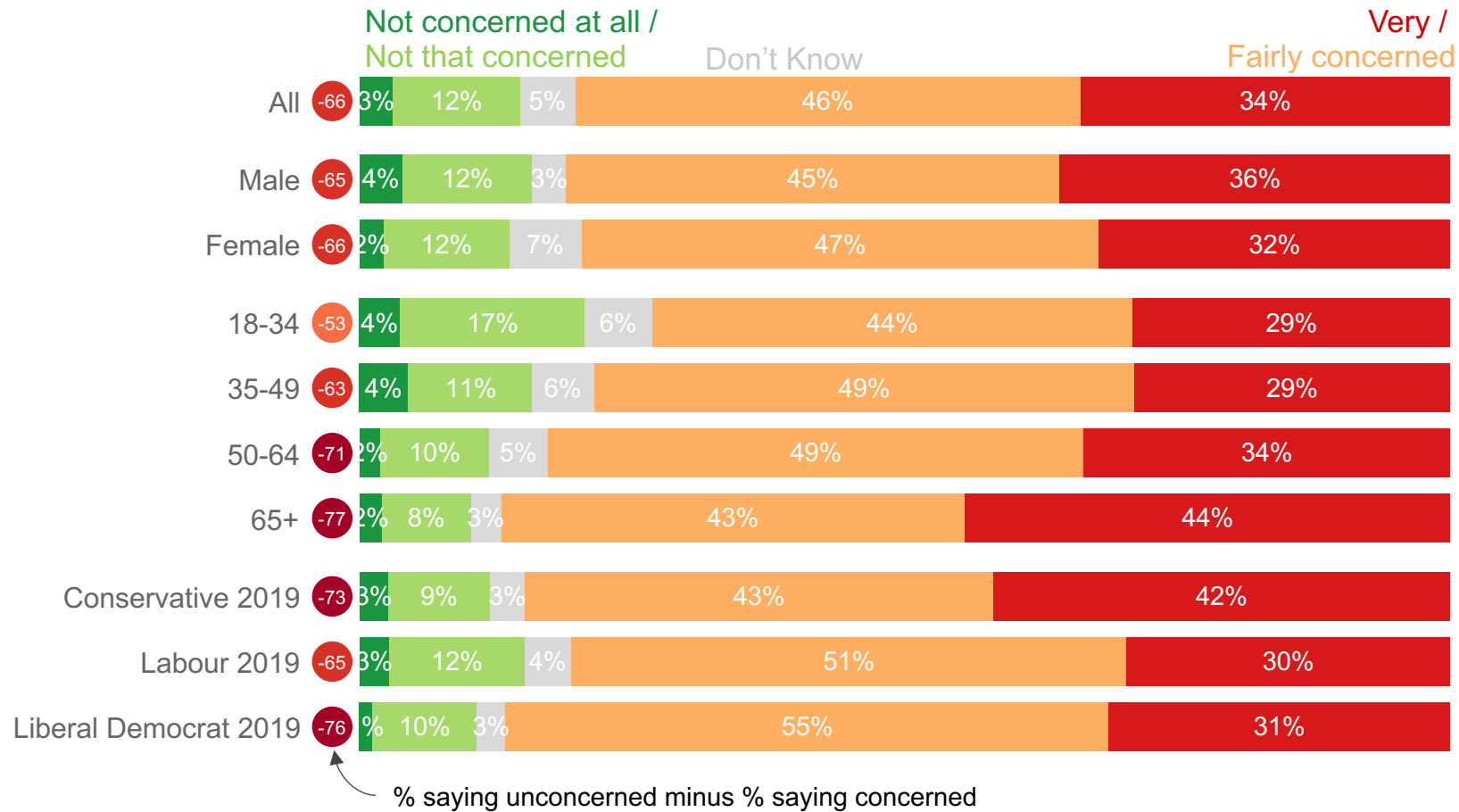
Q6. Do you feel that anti-Semitism (anti-Jewish racism) has increased, decreased, or stayed the same in the UK since October 7th?

Q7. Do you feel that anti-Muslim racism has increased, decreased, or stayed the same in the UK since October 7th?

Eight in ten are concerned about extremist beliefs in the UK

How concerned, if at all, are you over extremist beliefs in the UK?

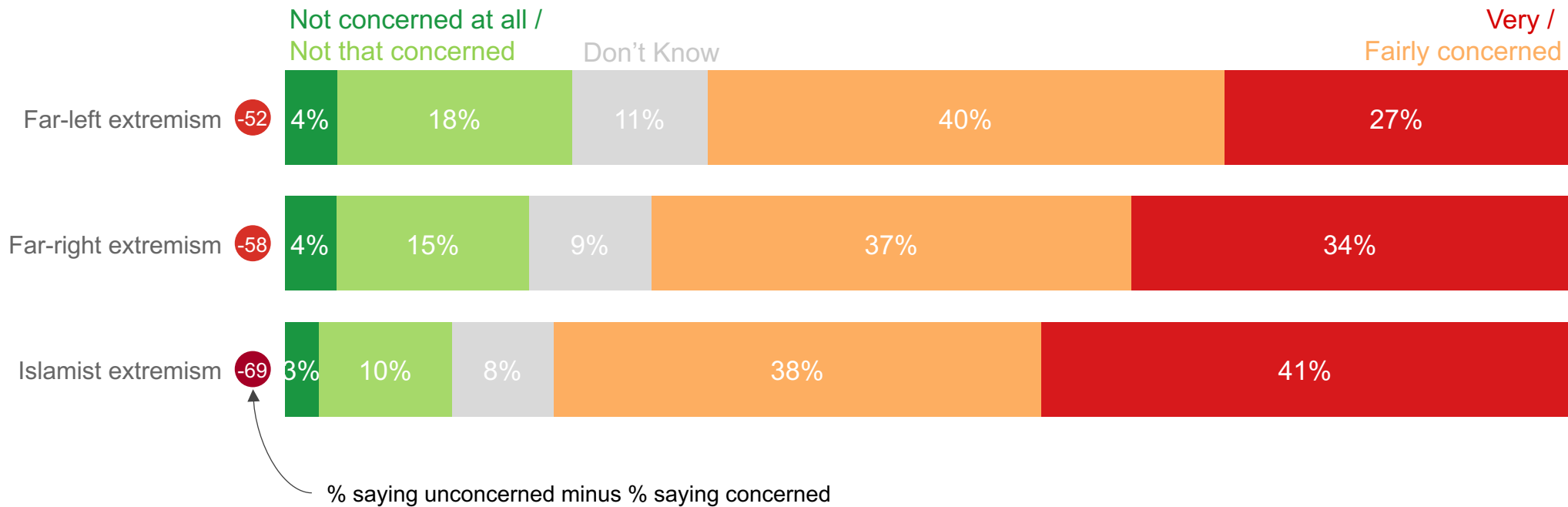
General Public



Concern about Islamist extremism is the highest

How concerned, if at all, are you over the following forms of extremism?

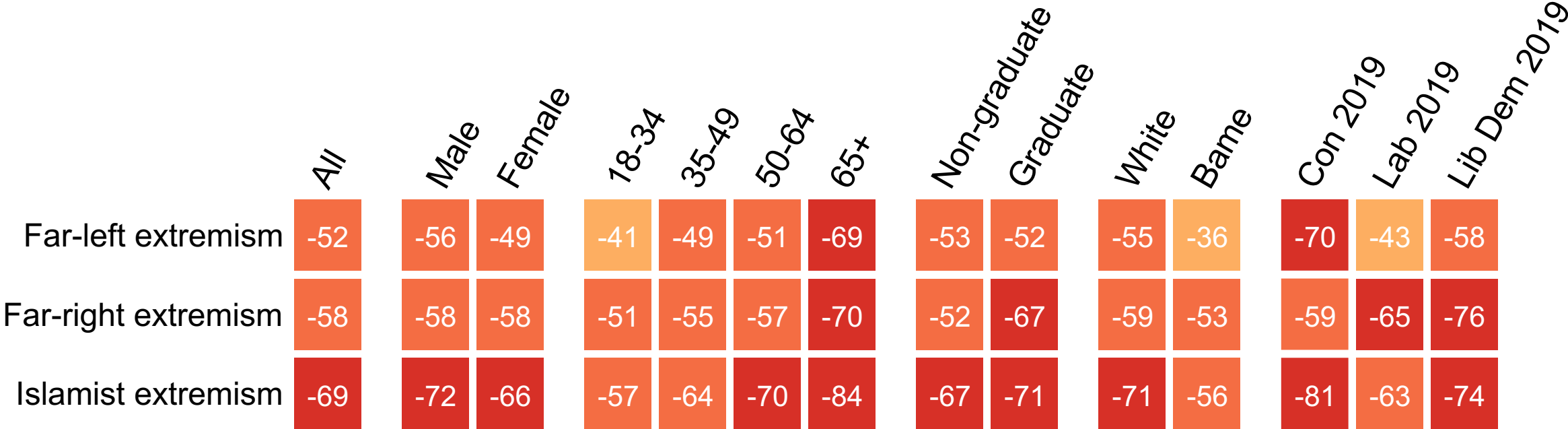
General Public



Almost all groups, bar Labour voters, are more likely to be concerned by Islamist extremism than other forms

How concerned, if at all, are you over the following forms of extremism?

General Public

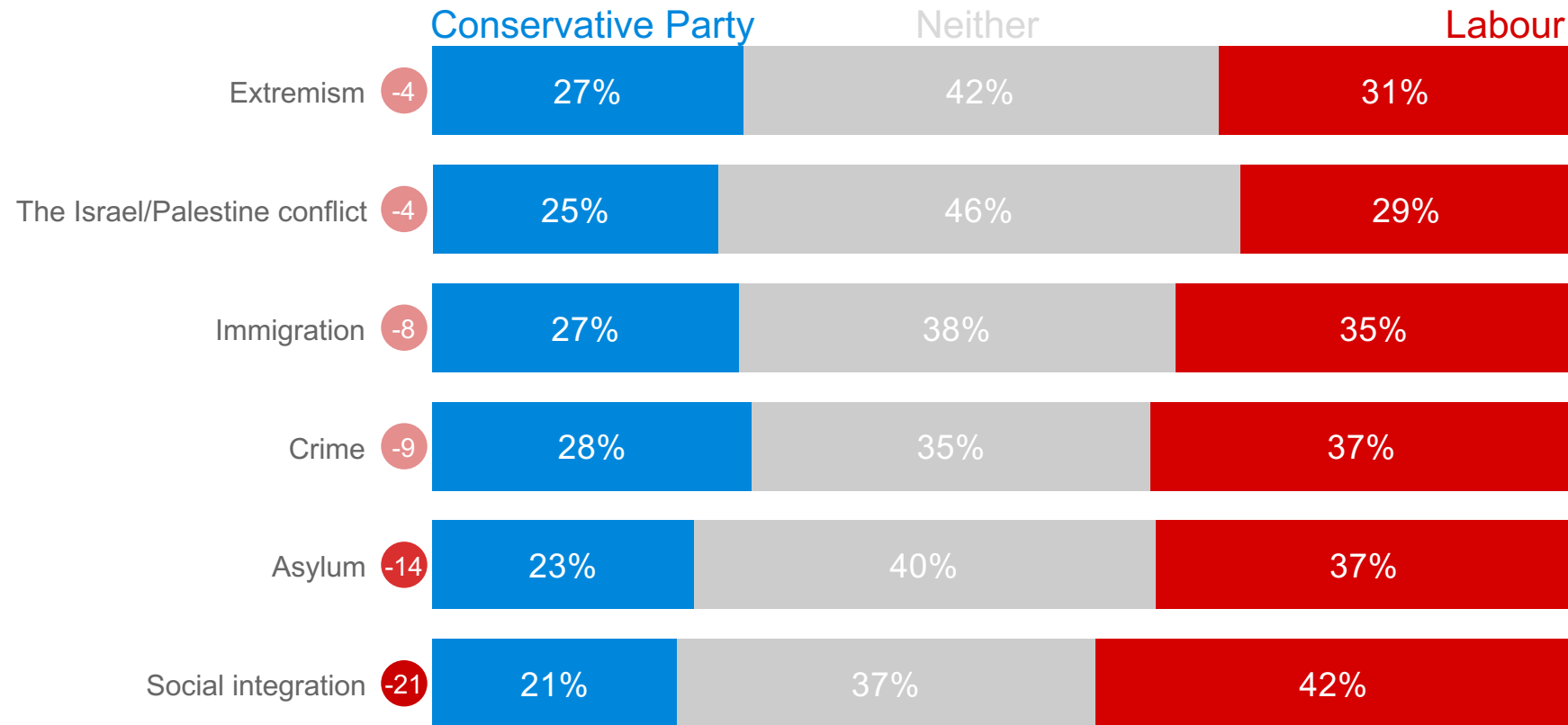


% saying unconcerned minus % saying concerned

Labour is narrowly trusted on extremism over the Conservatives

Between the Conservative Party and Labour Party, which one do you trust more over the following issues?

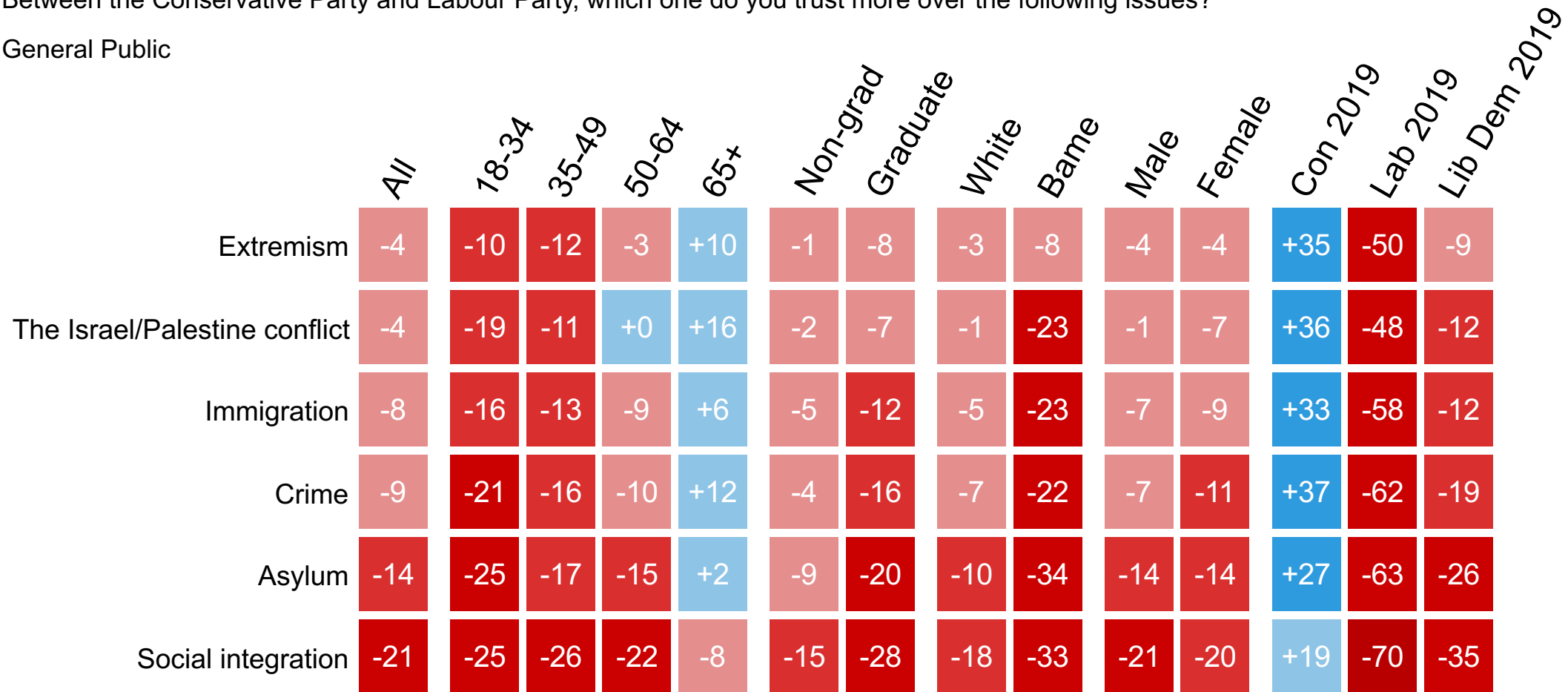
General Public



Labour has the lead amongst most demographics, but older people back the Conservatives more on these issues

Between the Conservative Party and Labour Party, which one do you trust more over the following issues?

General Public

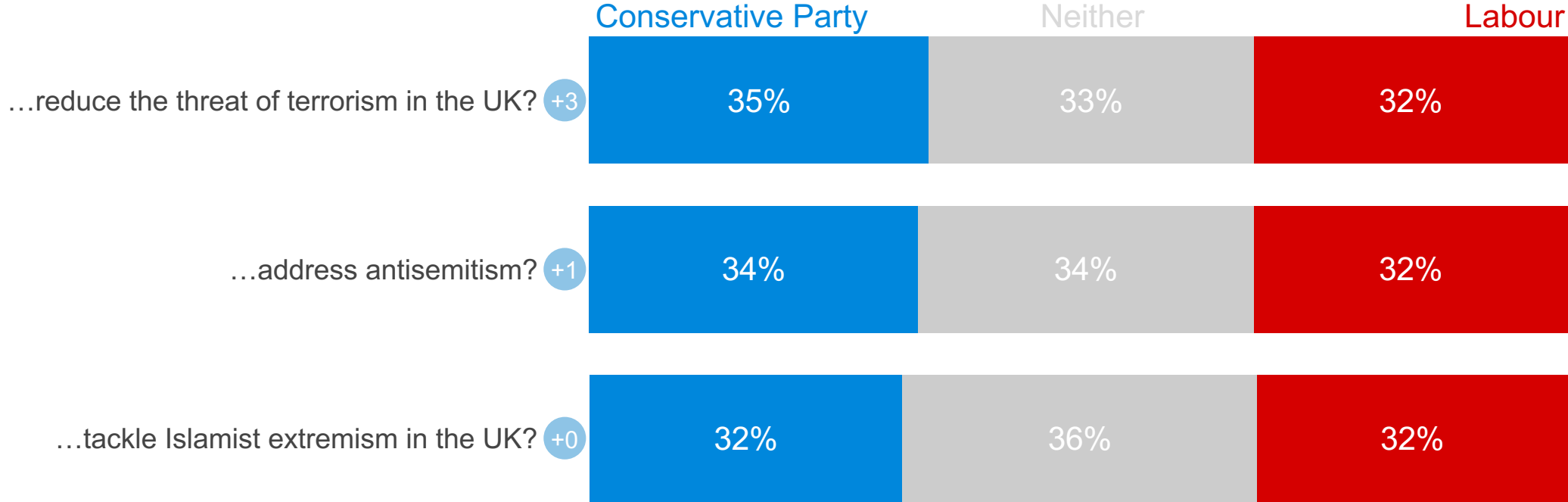


↖ % saying Conservative minus % saying Labour

The Conservatives are narrowly preferred to reduce the threat of terrorism in the UK

Between the Conservative Party and Labour Party, which one do you trust more to...

General Public

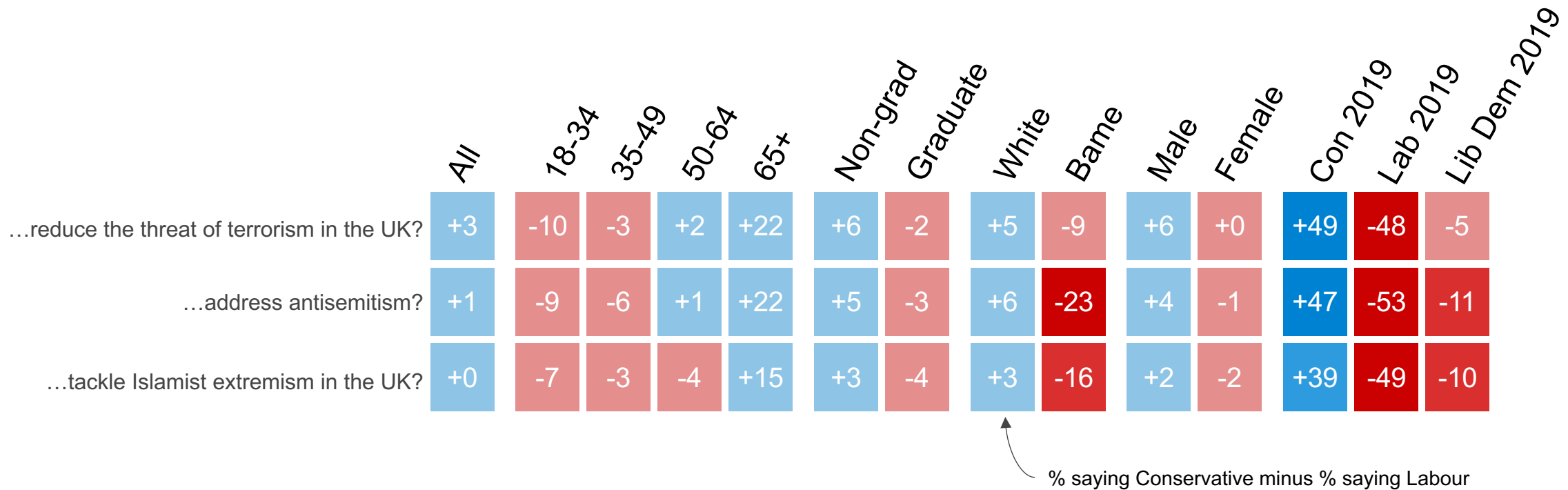


Q12. Between the Conservative Party and Labour Party, which one do you trust more to address antisemitism? Q13. Between the Conservative Party and Labour Party, which one do you trust more to tackle Islamist extremism in the UK? Q14. Between the Conservative Party and Labour Party, which one do you trust more to reduce the threat of terrorism in the UK?

Men, older people, and non-graduates are more likely to trust the Conservatives on these issues

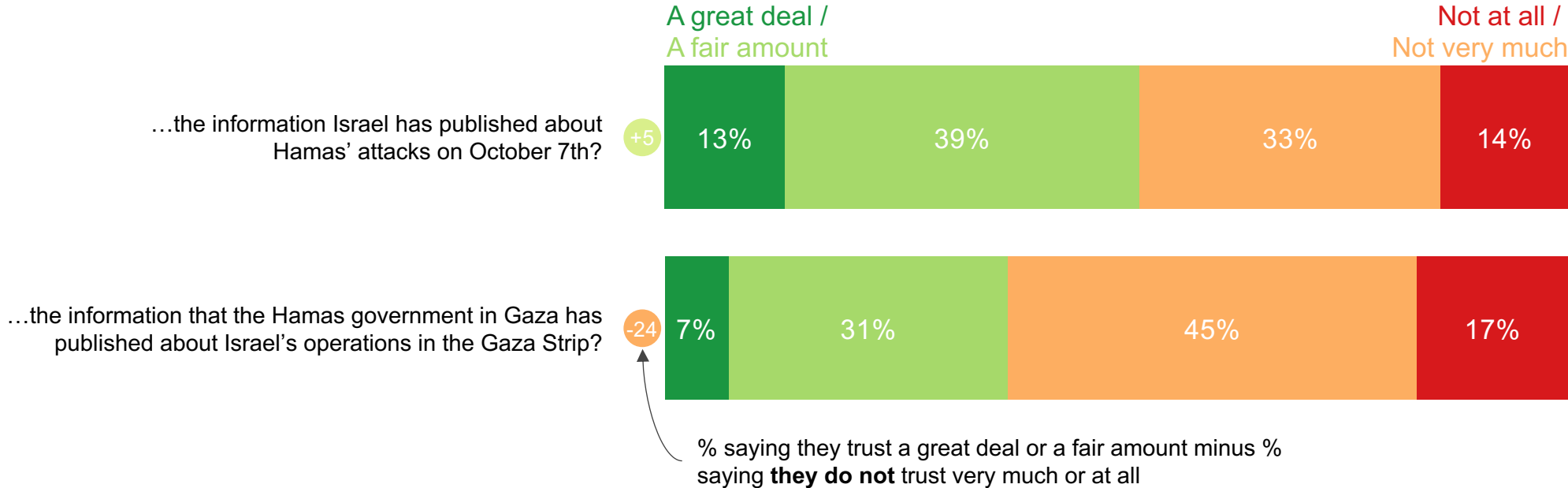
Between the Conservative Party and Labour Party, which one do you trust more to...

General Public



Information published by Israel about October 7th is more trusted than that published by Hamas

How much do you trust, if at all, ...
General Public

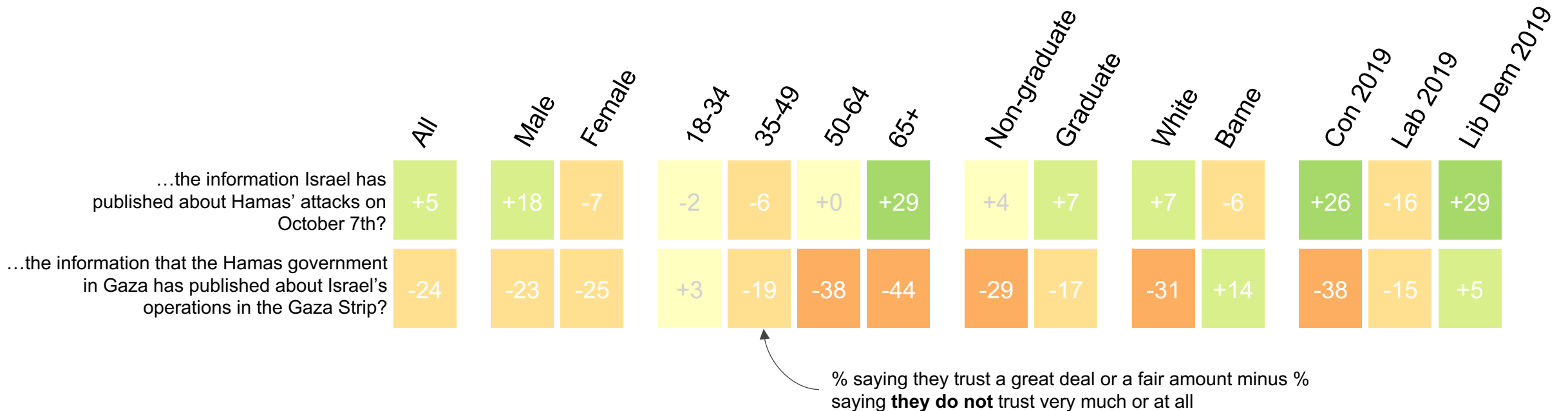


Q19. How much do you trust, if at all, the information Israel has published about Hamas' attacks on October 7th? Q20. How much do you trust, if at all, the information that the Hamas government in Gaza has published about Israel's operations in the Gaza Strip?

Information from Hamas is more trusted than information from Israel by Labour voters, 18-34 year olds, and BAME people

How much do you trust, if at all, ...

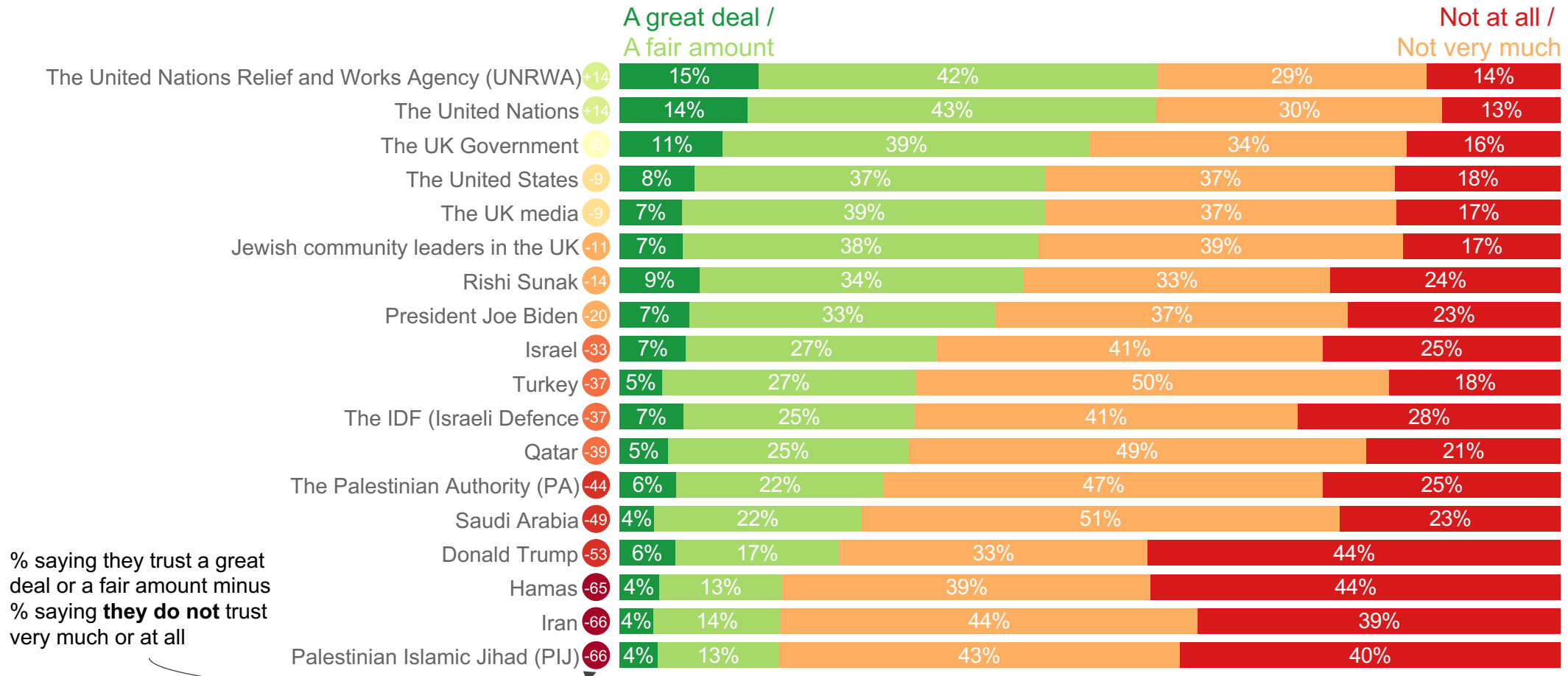
General Public



The UN and UNRWA are the most trusted on Israel/Gaza, as well as the UK government; Iran, Hamas, and Trump are some of the least trusted

For each of the following figures, please say how much you trust them – if at all – on the ongoing situation involving Israel and Gaza?

General Public



Q21. For each of the following figures, please say how much you trust them – if at all – on the ongoing situation involving Israel and Gaza?

Labour voters are more likely to trust the UN and less likely to trust the UK government

For each of the following figures, please say how much you trust them – if at all – on the ongoing situation involving Israel and Gaza?

General Public

	All	Male	Female	18-34	35-49	50-64	65+	Non-grad	Graduate	White	BAME	Con 2019	Lab 2019	Lib Dem 2019
The United Nations	+14	+20	+9	-2	+12	+14	+34	+8	+23	+16	+6	+16	+20	+44
The United Nations Relief and Works Agency (UNRWA)	+14	+19	+10	+1	+14	+13	+30	+8	+24	+14	+16	+15	+27	+40
The UK Government	-0	+6	-5	-10	-12	-1	+23	-0	+0	+2	-13	+34	-28	+5
The UK media	-9	-5	-13	-14	-11	-11	-1	-14	-3	-10	-7	-0	-18	+21
Jewish community leaders in the UK	-11	+0	-21	-21	-25	-4	+8	-13	-8	-10	-18	+9	-22	+3
The United States	-9	+4	-22	-12	-19	-14	+9	-8	-11	-8	-17	+12	-25	+14
Rishi Sunak	-14	-7	-21	-24	-23	-16	+8	-14	-15	-13	-19	+27	-50	-1
President Joe Biden	-20	-3	-36	-27	-30	-24	+3	-23	-15	-20	-22	-10	-28	+12
Israel	-33	-18	-46	-31	-38	-37	-24	-31	-34	-34	-22	-9	-53	-13
The IDF (Israeli Defence	-37	-24	-49	-34	-40	-43	-32	-37	-37	-38	-31	-16	-57	-20
Turkey	-37	-29	-44	-19	-39	-43	-48	-43	-28	-43	-6	-41	-37	-3
Qatar	-39	-25	-52	-22	-41	-53	-39	-43	-32	-43	-14	-38	-37	-21
The Palestinian Authority (PA)	-44	-43	-44	-16	-40	-62	-60	-50	-35	-50	-6	-57	-33	-15
Saudi Arabia	-49	-37	-60	-31	-51	-58	-56	-51	-46	-52	-27	-45	-53	-28
Donald Trump	-53	-45	-61	-33	-51	-63	-67	-51	-57	-57	-34	-42	-62	-46
Iran	-66	-63	-68	-31	-59	-86	-90	-67	-64	-72	-32	-78	-58	-43
Hamas	-65	-64	-66	-28	-58	-85	-93	-68	-62	-72	-26	-80	-61	-41
Palestinian Islamic Jihad (PIJ)	-66	-68	-64	-28	-59	-86	-95	-69	-62	-73	-26	-79	-60	-39

% saying they trust a great deal or a fair amount minus % saying **they do not** trust very much or at all



British Muslim and general public attitudes polling

Henry Jackson Society

March 2024

**J.L.
PARTNERS.**

**RESEARCH.
INSIGHT.
STRATEGY.**